

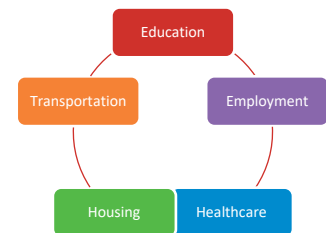
2019 COMPREHENSIVE COMMUNITY NEEDS ASSESSMENT – SMITH COUNTY

KEY INDICATORS ACROSS RESEARCH AREAS 2013 - 2019

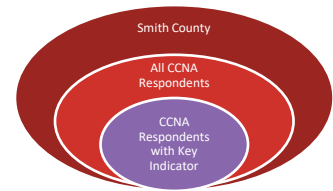
Research areas	Indicator	2013	2016	2019	CHANGE
Economic Wellbeing	Below federal poverty threshold	65%	62%	53%	-12% ↓
Education	Less than high school diploma	33%	22%	20%	-13% ↓
Employment	Unemployed	42%	25%	11%	-31% ↓
Healthcare	No healthcare coverage	44%	39%	27%	-17% ↓
Housing	Experiencing homelessness	13%	18%	4%	-9% ↓
Transportation	Do not have a vehicle	NA	31%	32%	1% ↑

TOP 10 NEEDS ACROSS ALL RESEARCH AREAS

	2019	Need %	Research Area
1	Vision Care	32%	Healthcare
2	Dental Care	30%	Healthcare
3	Health Insurance	25%	Healthcare
4	Treatment for Anxiety	24%	Behavioral Healthcare
5	Living Wage	24%	Economic Wellbeing
6	Treatment for Hypertension	22%	Healthcare
7	Treatment for Depression	22%	Behavioral Healthcare
8	Computer Skills	22%	Employment
9	Adult Education	19%	Education
10	Career/Job Training	17%	Employment

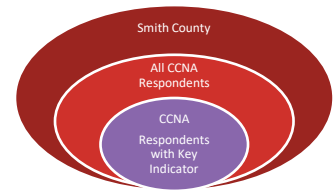


2019 TOP THREE NEEDS PER RESEARCH AREA FOR ALL CCNA RESPONDENTS



2019		Top 3 Needs per Research Area for all CCNA Respondents	
EDUCATION	1	Adult Education	19%
	2	Money for tuition	16%
	3	GED/HS Diploma	12%
EMPLOYMENT	1	Computer Skills	22%
	2	Career and Job Training	17%
	3	Career Options	13%
HEALTHCARE	1	Vision Care	32%
	2	Dental Care	30%
	3	Care for Hypertension	22%
BEHAVIORAL HEALTHCARE	1	Anxiety	24%
	2	Depression	22%
	3	PTSD	16%
HOUSING	1	Home repairs	17%
	2	Affordable housing	15%
	3	Household Items	8%
TRANSPORTATION	1	Reliable vehicle	14%
	2	Vehicle registration	9%
	3	Driver's license	8%

2019 TOP THREE NEEDS PER RESEARCH AREA FOR RESPONDENTS WITH KEY INDICATOR



2019	Key Indicator	Top 3 Needs for per Research Area for Respondents with Key Indicator	
EDUCATION	20% Less than high school diploma	1	GED
		2	Adult Basic Education
		3	Money for Tuition
EMPLOYMENT	11% Unemployed	1	Career/Job Training & Computer Skills
		2	Career Assessment & Job Search Strategies & Interviewing Skills
		3	Career Options & Understanding Benefits
HEALTHCARE	27% No Healthcare Coverage	1	Dental Care
		2	General Medical Care
		3	Vision Care
BEHAVIORAL HEALTHCARE		1	Depression
		2	Anxiety
		3	PTSD
HOUSING	4% Experiencing Homelessness	1	Home
		2	Furniture
		3	Household Items
TRANSPORTATION	32% Do not have a Vehicle	1	Reliable vehicle
		2	Driver's License & Vehicle Registration
		3	Vehicle Inspection & Vehicle Insurance