

# Self Esteem

Last Modified: 09/08/2013  
Filter By: Report Subgroup

1. Name of Interviewer:

Text Response
Kristin N. Carrillo
Kristin N. Carrillo
Lindsey Little, LCDC
Stephanie Guzman
Denise Nicole Brown
Reilly
Kristin N. Carrillo
Kristin N. Carrillo
Kristin N. Carrillo
Kristin N. Carrillo
Grayson Burgess
Denise Nicole Brown
Susan Hill
Christie Cofer
heidi eslicker
Reilly
Ana Martinez
Kristin N Carrillo
Barbara Landreth
Kim Bush
Kim Bush
Denise Nicole Brown
Kristin N. Carrillo
Dee Brock
Kristin N. Carrillo
Kristin N. Carrillo
Kristin N. Carrillo
Reilly
Reilly
Pat Krahn
Kristin N. Carrillo
Kristin N. Carrillo
Kristin N. Carrillo
Kristin N. Carrillo
jessica barkell
jessica barkell
Kristin N. Carrillo
Terri O'Sullivan
heidi eslicker
heidi eslicker
Denise Nicole Brown
Denise Nicole Brown
Denise Nicole Brown
Denise Nicole Brown

Statistic	Value
Total Responses	44



2. My name is (name of interviewer), and I am a/an (student, volunteer, staff member) at (name of institution/facility). I am inviting you to participate in a research study. Involvement in the study is voluntary, so you may choose to participate or not. I am going to explain the study to you. Please feel free to ask any questions that you may have about the research; I will be happy to explain anything in greater detail. I am interested in learning more about your family's resources and needs. You will be asked to answer survey questions that include education, employment, housing, healthcare, and other basic needs. This will take approximately 30 - 45 minutes of your time. All information will be kept anonymous. This means that your name will not appear anywhere and no one except me will know about your specific answers. The benefit of this research is that you will be helping the East Texas Human Needs Network to better understand our community needs, the resources available, and the services that are still needed. This information will help us to work together to address services that are needed the most. There are no risks to you for participating in this study, and no penalty for not participating. If you do not wish to continue, you have the right to stop, at any time. Before we begin, I want to make sure that you understand the information I have told you about this project and your rights. Please tell me in your own words what you understand about this project and your rights as a participant. (if they are unsure or unclear about any elements of information, tell them again, and ask again that they tell you what they understand.) Now that you understand the study, are you willing to help me with this survey?

#	Answer	Bar	Response	%
4	Yes		62	100 %
5	No		0	0 %
6	Already completed. Where?		0	0 %
	Total		62	

**Already completed. Where?**











Statistic	Value
Min Value	4
Max Value	4
Mean	4.00
Variance	0.00
Standard Deviation	0.00
Total Responses	62



07/24/13
07/24/13
07/26/13
07/26/13
07/27/13
07/29/13
07/31/13
07/31/13
07/31/13

Statistic	Value
Total Responses	61

4. Location of interview:

#	Answer	Bar	Response	%
1	Allegiance Home Health		0	0%
2	Andrews Center		16	26%
3	ETCADA		2	3%
4	ETCIL		0	0%
5	ETMC		2	3%
6	Gateway to Hope		12	19%
7	Literacy Council of Tyler		6	10%
8	Mission Tyler / Hunger for Love		3	5%
9	New Creation Foundation		0	0%
10	PATH		4	6%
11	Salvation Army		0	0%
12	Total Healthcare Center		1	2%
13	UT Health Northeast		4	6%
14	Veterans and Community Roundtable		0	0%
15	Other		12	19%
	Total		62	

Other
East Texas Crisis Center
East Texas Crisis Center
East Texas Crisis Center
ETCC
ETCC
ETCC
ETCC
Veteran's Home on Pegues
Veteran's Home on Pegues
ETCC
ETCC
Fresh Start veterans group home

Statistic	Value
Min Value	2
Max Value	15
Mean	7.58
Variance	23.07
Standard Deviation	4.80
Total Responses	62

5. What is your age?











Text Response
31
48
19
29
25
51
30
27
42
45
35
26
49
46
54
49
35
22
21
55
33
26
39
54
28
42
69
50
20
53
49
55
50
32
23
68
63
17
42
30
51
32
34
33
43
55
28
44
48
37
66
62

23
58
62
41
52
54
21
21
57
60

Statistic	Value
Total Responses	62



6. How far did you go in School?

#	Answer	Bar	Response	%
1	8th grade or less		5	8%
2	Associate's Degree		3	5%
3	Bachelor's Degree		2	3%
4	Did not attend school		0	0%
5	Doctoral Degree		0	0%
6	GED		6	10%
7	High School Diploma		16	26%
8	Master's Degree		1	2%
9	Other?		2	3%
10	Professional Certification		0	0%
11	Some College		8	13%
12	Some High School		17	27%
13	Trade School		2	3%
	Total		62	

Other?
obtaining Masters
11th grade

Statistic	Value
Min Value	1
Max Value	13
Mean	8.21
Variance	13.71
Standard Deviation	3.70
Total Responses	62

7. I am going to read you a list of agencies in our community. Please tell me if each one is providing you and your family with help?

#	Answer	Bar	Response	%
1	Andrew's Center		29	48%
2	Benevolence Center (East Erwin Church)		2	3%
3	Bethesda Clinic		12	20%
4	Community Health Clinic (Glenwood)		4	7%
5	Cornerstone Assistance Network		1	2%
6	East Texas Center for Independent Living		2	3%
7	East Texas Crisis Center		11	18%
8	Goodwill		13	21%
9	Literacy Council		1	2%
10	Loaves & Fishes (Christ Episcopal)		2	3%
11	Meals on Wheels		9	15%
12	Parents Services		1	2%
13	PATH		25	41%
14	Salvation Army		24	39%
15	St. Paul Children's Foundation		12	20%
16	St. Vincent de Paul (Cathedral)		10	16%
17	Tyler AIDS Services		1	2%
18	Transportation Agency		20	33%
19	Other (please specify)		12	20%
20	NONE		4	7%

Transportation Agency	Other (please specify)
	DARS
	etcada
	a church but I can't think of the name, it's right down the road from PATH
bus	crc county rehab center
	Gateway to Hope
Go Bus	Medical Transportation
	Food Bank
	The VA
Medicaid transportation through Andrews center	Ut tyler family practice
	parents
	St. Marys Catholic church in Gresham
	food stamps
Andrew's Center and Medical Trans in Canton (Angela)	
Andrew's Center Transportation	
Andrew's Center Transportation	
Jarc	
Yellow Cab gives me a discount, Andrew's Center helps me get to doctor's appointments and psych appointments	
Andrew's Center	
judis carrier service	
Tyler transit	
Tyler Transit	
Medicaid Services	
Tyler Transit, cab	
Togo bus for royal transit	
Van in group home	
Andrews center transport	
Para transit taxi	
Tyler Transit	





Statistic	Value
Min Value	1
Max Value	20
Total Responses	61

8. Are you able to work?

#	Answer	Bar	Response	%
1	Yes		38	61%
2	No		24	39%
	Total		62	

Statistic	Value
Min Value	1
Max Value	2
Mean	1.39
Variance	0.24
Standard Deviation	0.49
Total Responses	62

9. What is your employment status?

#	Answer	Bar	Response	%
1	Full time		8	21%
2	Part time		9	24%
3	Seasonal		0	0%
4	Unemployed		20	53%
5	Not working, retired		1	3%
	Total		38	

Statistic	Value
Min Value	1
Max Value	5
Mean	2.92
Variance	1.75
Standard Deviation	1.32
Total Responses	38

10. Are you satisfied with your job?

#	Answer	Bar	Response	%
1	Yes		12	67%
2	No		6	33%
	Total		18	

Statistic	Value
Min Value	1
Max Value	2
Mean	1.33
Variance	0.24
Standard Deviation	0.49
Total Responses	18

11. Are you currently looking for work?

#	Answer	Bar	Response	%
1	Yes		15	75%
2	No		5	25%
	Total		20	

Statistic	Value
Min Value	1
Max Value	2
Mean	1.25
Variance	0.20
Standard Deviation	0.44
Total Responses	20

12. If you are unemployed, please tell me about the reasons that you are unemployed. (Don't read the list, just check all that apply based on what they tell you. If legal difficulties are mentioned, ask if you can read a list of specific legal issues for them to tell you yes or no on each.)









#	Answer	Bar	Response	%
1	Attempting to flee domestic abuse or sexual assault		3	16%
2	Criminal Background		0	0%
3	Criminal background: Misdemeanor		0	0%
4	Criminal background: felony		1	5%
5	Criminal background: deferred adjudication		0	0%
6	Criminal background: probation		0	0%
7	Criminal background: awaiting outcome		0	0%
8	Domestic violence/sexual assault victim		2	11%
9	Drug/alcohol problem		2	11%
10	Lack childcare		0	0%
11	Lack permanent address		2	11%
12	Lack proper clothing		3	16%
13	Lack skills/education		5	26%
14	Lack transportation		5	26%
15	Lack US documents		0	0%
16	Language barrier		0	0%
17	Layoff or Downsizing		2	11%
18	Learning/developmental disability		1	5%
19	Mental health problem		3	16%
20	Other health issues		3	16%
21	Permanent physical disability		0	0%
22	Sexual orientation or gender identity		1	5%
23	Temporary physical disability		0	0%
24	Unaccompanied youth		0	0%
25	Other (please specify)		8	42%

Other (please specify)
Abuser did not allow interviewee to work
on SSI, can only work certain amount
Applying but not being hired
Full-time student
Looking for job
Ex wife took my baby girl from me and I haven't been able to get myself back together since then.
lack of birth certificate

Statistic	Value
Min Value	1
Max Value	25
Total Responses	19



13. Please tell me if you would like help with any of these job related activities? (Read list and check all that apply)

#	Answer	Bar	Response	%
1	Career assessment		13	36%
2	Career/job training		19	53%
3	Job search strategies		20	56%
4	Job Interviewing skills		18	50%
5	Resume writing		21	58%
6	Career Information options		22	61%
7	Work clothes		20	56%
8	None		7	19%




Statistic	Value
Min Value	1
Max Value	8
Total Responses	36

14. Do you have reliable telephone access?

#	Answer	Bar	Response	%
1	Yes		52	84%
2	No		10	16%
	Total		62	

Statistic	Value
Min Value	1
Max Value	2
Mean	1.16
Variance	0.14
Standard Deviation	0.37
Total Responses	62

15. Which kinds of telephones do you have? (Mark all that apply)

#	Answer	Bar	Response	%
1	Home phone		17	33%
2	Cell phone		46	90%
3	Work phone		6	12%







Statistic	Value
Min Value	1
Max Value	3
Total Responses	51

16. Do you have access to the Internet?

#	Answer	Bar	Response	%
1	Yes		37	60%
2	No		25	40%
	Total		62	

Statistic	Value
Min Value	1
Max Value	2
Mean	1.40
Variance	0.24
Standard Deviation	0.49
Total Responses	62

17. Where do you usually check the internet? (Read List, check all that apply)

#	Answer	Bar	Response	%
1	At home		17	46%
2	At work		4	11%
3	At the library		10	27%
4	At a friend's home		4	11%
5	At a family member's home		4	11%
6	Other		22	59%

Other
Literacy Council of Tyler
Cell Phone
on cell phone
ETCC Computer Lab
Gateway to Hope
Gateway to Hope
UT Tyler
Gateway to hope
My cell phone or Gateway let's us for job searches
Cell phone
Senior Apartment Center
on my phone
Veterans home
iphone
dont know how to work it
gateway to hope
Gateway to hope
Gateway to Hope
Gateway to Hope, Wireless Network
Gateway to Hope
Gateway to Hope

Statistic	Value
Min Value	1
Max Value	6
Total Responses	37









18. What is your Zip code?

Text Response
75708
75701
75754
75711
75711
75702
75789
75701
75702
75702
75701
75703
75706
75701
75756
75707
75702
75702
75789
75711
75702
75701
75701
75701
75704
75652
75702
75703
75647
75702
75701
75701
75701
75703
75702
75770
75702
75702
75758
75702
75702
75702
75792
75707
75701
75662
75791
75791
75702
75701
75702

75701
75701
75762
75702
75702
75702
75704
75702
75702
75702

Statistic	Value
Total Responses	62

19. In what town do you usually stay?

#	Answer	Bar	Response	%
1	Arp		0	0%
2	Bullard		0	0%
3	Chapel Hill		0	0%
4	Flint		0	0%
5	Gladewater		1	2%
6	Gresham		0	0%
7	Lindale		0	0%
8	Mineola		0	0%
9	Noonday		0	0%
10	Outside of Smith County		3	5%
11	Rural Smith County		0	0%
12	Smith County		1	2%
13	Troup		2	3%
14	Tyler		47	76%
15	Whitehouse		2	3%
16	Winona		2	3%
17	Other		4	6%
	Total		62	

Other
Brownsboro
Chandler
Chapel hill
Dogwood City

Statistic	Value
Min Value	5
Max Value	17
Mean	13.89
Variance	2.95
Standard Deviation	1.72
Total Responses	62



20. What is your housing status?

#	Answer	Bar	Response	%
1	Own		5	8%
2	Rent		23	38%
3	Staying with friends or family		14	23%
4	Homeless- streets/car		5	8%
5	Homeless - shelter		4	7%
6	Homeless - transitional housing (HUD temporary)		3	5%
7	Hotel/motel		1	2%
8	Nursing/long term care		0	0%
9	Assisted living		1	2%
10	Group home		1	2%
12	Halfway house		0	0%
11	Other		4	7%
	Total		61	

**Other**

taking care of a property in exchange for rent



tent

Tent

Received 3 day eviction notice.

Statistic	Value
Min Value	1
Max Value	11
Mean	3.62
Variance	7.07
Standard Deviation	2.66
Total Responses	61

21. Are you Hispanic or Latino

#	Answer	Bar	Response	%
1	Yes		5	8%
2	No		55	92%
	Total		60	

Statistic	Value
Min Value	1
Max Value	2
Mean	1.92
Variance	0.08
Standard Deviation	0.28
Total Responses	60




22. What is your race

#	Answer	Bar	Response	%
1	American Indian or Alaska Native		1	2%
2	Asian		0	0%
3	Black or African American		13	21%
4	Native Hawaiian or Other Pacific Islander		2	3%
5	White		39	63%
6	American Indian or Alaska Native and White		1	2%
7	Asian and White		1	2%
8	Black or African American and White		1	2%
9	American Indian or Alaska Native and Black or African American		1	2%
10	Other Multiple race combinations greater than one percent		3	5%
	Total		62	

Other Multiple race combinations greater than one percent
Native American and African American
hispanic and white

Statistic	Value
Min Value	1
Max Value	10
Mean	4.89
Variance	2.86
Standard Deviation	1.69
Total Responses	62

23. What language do you speak at home?







#	Answer	Bar	Response	%
1	English		56	90%
2	Spanish		0	0%
4	Spanish and English		4	6%
3	Other (please specify)		2	3%
	Total		62	

Other (please specify)

English and sign language

Statistic	Value
Min Value	1
Max Value	4
Mean	1.26
Variance	0.65
Standard Deviation	0.81
Total Responses	62

24. What is your marital status?

#	Answer	Bar	Response	%
1	Single		22	35%
2	Married		10	16%
3	Widowed		4	6%
4	Divorced		16	26%
5	Separated		5	8%
6	Living with romantic partner		5	8%
	Total		62	

Statistic	Value
Min Value	1
Max Value	6
Mean	2.79
Variance	2.89
Standard Deviation	1.70
Total Responses	62

25. Do you have minor children (under 18)?

#	Answer	Bar	Response	%
1	Yes		21	34%
2	No		40	66%
	Total		61	








Statistic	Value
Min Value	1
Max Value	2
Mean	1.66
Variance	0.23
Standard Deviation	0.48
Total Responses	61

26. Are you your child(ren)'s primary caretaker?

#	Answer	Bar	Response	%
1	Yes		9	41%
2	No		13	59%
	Total		22	

Statistic	Value
Min Value	1
Max Value	2
Mean	1.59
Variance	0.25
Standard Deviation	0.50
Total Responses	22

27. If you have children or other dependents under your care: What is your family situation?






#	Answer	Bar	Response	%
1	Single mom		6	12%
2	Single dad		0	0%
3	Two parents		2	4%
4	Raising own children and children of others		1	2%
5	Raising children of other family members (I am a grandparent, aunt, etc.)		3	6%
6	Raising someone else's children, not family		0	0%
7	Foster parents		0	0%
8	Shared custody		3	6%
9	Other		13	27%
10	No children		21	43%
	Total		49	

Other
children reside with their father
aunt takes care of children right now
Children over age of 18
State Custody, Foster Home
No underage children (5 over age of 18)
Incompetent- no access to son
not able to visit them
mother has child
Child lives with grandmother
children grown
Sister
with their mom

Statistic	Value
Min Value	1
Max Value	10
Mean	7.80
Variance	10.04
Standard Deviation	3.17
Total Responses	49



28. Who provides your childcare? (or dependent care)? (Check all that apply)

#	Answer	Bar	Response	%
1	Self		5	26%
2	Friends		3	16%
3	Family		6	32%
4	Church		0	0%
5	Daycare		4	21%
6	Have to leave children alone		9	47%
7	Before and/or after school on campus		0	0%
8	Other		0	0%
9	Children/dependents are old enough to stay home alone		0	0%

Other



Statistic	Value
Min Value	1
Max Value	6
Total Responses	19

29. Is your child (or dependent) care provider dependable?

#	Answer	Bar	Response	%
1	Yes		10	56%
2	No		8	44%
	Total		18	






Statistic	Value
Min Value	1
Max Value	2
Mean	1.44
Variance	0.26
Standard Deviation	0.51
Total Responses	18

30. Do you need different childcare (dependent care) help?

#	Answer	Bar	Response	%
1	Yes		2	9%
2	No		20	91%
	Total		22	

Statistic	Value
Min Value	1
Max Value	2
Mean	1.91
Variance	0.09
Standard Deviation	0.29
Total Responses	22



31. What kind of childcare (dependent care) help do you need?

#	Answer	Bar	Response	%
1	Daycare center		1	50%
2	Before/ after school care		1	50%
3	Care for child with special needs		0	0%
4	Other (please specify)		1	50%
5	Evening hours due to work shift schedule		0	0%

Other (please specify)



Statistic	Value
Min Value	1
Max Value	4
Total Responses	2

32. Have you ever lost a job because you didn't have dependable child or dependent care?

#	Answer	Bar	Response	%
1	Yes		9	26%
2	No		25	74%
	Total		34	

Statistic	Value
Min Value	1
Max Value	2
Mean	1.74
Variance	0.20
Standard Deviation	0.45
Total Responses	34

**33.** Are you caring for adult children or adult dependents including seniors?  
(Due to mental or physical disability)

#	Answer	Bar	Response	%
1	Yes (Specify)		11	18%
2	No		49	82%
	Total		60	

Yes (Specify)
Mother
mom and dad
takes care of elderly man
My husband who has bipolar and rheumatoid arthritis
Stepfather
Daughter
My friend is real sick and he lives with me. He's dyslexic and bipolar.
My mom-she's 83
mother

Statistic	Value
Min Value	1
Max Value	2
Mean	1.82
Variance	0.15
Standard Deviation	0.39
Total Responses	60

34. Who provides care for the adult children or adult dependents? (Check all that apply)

#	Answer	Bar	Response	%
1	Self		7	64%
2	Friends		0	0%
3	Family		5	45%
4	Church		2	18%
5	Daycare		0	0%
6	Have to leave elder/senior alone		2	18%
8	Other		4	36%
9	Able to stay home alone		0	0%

**Other**

Statistic	Value
Min Value	1
Max Value	8
Total Responses	11

35. How many people live where you stay?

#	Answer	Bar	Response	%
1	1		14	23%
2	2		21	34%
3	3		12	19%
4	4		3	5%
5	5		2	3%
6	6		3	5%
7	7		1	2%
8	8		1	2%
9	9		0	0%
10	10		0	0%
11	Other (please specify)		5	8%
	Total		62	

Other (please specify)
13
Veteran's Group Home- No income
Veteran's Group Home- No income
Group veterans home 6 max
150-200 Salv Army

Statistic	Value
Min Value	1
Max Value	11
Mean	3.26
Variance	7.74
Standard Deviation	2.78
Total Responses	62






















36. Is your household income more or less than [state response amount that matches the number of people in the household from above]

#	Question	MORE than	LESS than	Total Responses	Mean
1	Family of 1- \$11,490	2	20	22	1.91
2	Family of 2- \$15,510	5	15	20	1.75
3	Family of 3- \$19,530	4	6	10	1.60
4	Family of 4- \$23,550	0	1	1	2.00
5	Family of 5- \$27,570	1	1	2	1.50
6	Family of 6- \$31,590	0	3	3	2.00
7	Family of 7- \$35,610	0	1	1	2.00
8	Family of 8- \$39,630	0	1	1	2.00
9	Family of 9- \$43,650	0	0	0	0.00
10	Family of 10- \$47,670	0	0	0	0.00
11	For each additional Family member add: \$4,020	0	1	1	2.00

**For each additional Family member add: \$4,020**

Statistic	Family of 1- \$11,490	Family of 2- \$15,510	Family of 3- \$19,530	Family of 4- \$23,550	Family of 5- \$27,570	Family of 6- \$31,590	Family of 7- \$35,610	Family of 8- \$39,630	Family of 9- \$43,650	Family of 10- \$47,670	For each additional Family member add: \$4,020
Min Value	1	1	1	2	1	2	2	2	-	-	2
Max Value	2	2	2	2	2	2	2	2	-	-	2
Mean	1.91	1.75	1.60	2.00	1.50	2.00	2.00	2.00	0.00	0.00	2.00
Variance	0.09	0.20	0.27	0.00	0.50	0.00	0.00	0.00	0.00	0.00	0.00
Standard Deviation	0.29	0.44	0.52	0.00	0.71	0.00	0.00	0.00	0.00	0.00	0.00
Total Responses	22	20	10	1	2	3	1	1	0	0	1













37. Which of these monthly bills do you pay? (Read list and check all that apply)

#	Answer	Bar	Response	%
1	Cable/Satellite TV		20	32%
2	Car/Transportation		17	27%
3	Child Care		3	5%
4	Child Support		6	10%
5	Credit Cards		8	13%
6	Food		38	61%
7	Gasoline		27	44%
8	Insurance		20	32%
9	Internet		12	19%
10	Loans		8	13%
11	Loans- Payday		4	6%
12	Loans- School		3	5%
13	Medical		16	26%
14	Mortgage		2	3%
15	Phone- cell		40	65%
16	Phone- house		9	15%
17	Rent		26	42%
18	Utilities		30	48%
19	other		11	18%
20	None		0	0%

**other**

Statistic	Value
Min Value	1
Max Value	19
Total Responses	62

38. I am going to read you a list of sources from which you might be getting income? Please tell me which ones you do receive income from. (Mark all that apply)

#	Answer	Bar	Response	%
1	Child support		4	8%
2	Employer wages		20	38%
3	Family/Friends		20	38%
4	Kindness of strangers		12	23%
5	NO INCOME		1	2%
6	Other (please specify)		4	8%
7	Pension/Retirement		1	2%
8	SS		1	2%
9	SSI/SSDI		1	2%
10	Student grants/loans		2	4%
11	TANF (Temporary assistance for needy families)		4	8%
12	Unemployment benefits		0	0%
13	VA benefits		10	19%

Other (please specify)	
1	
1	

Statistic	Value
Min Value	1
Max Value	13
Total Responses	52

39. Tell me if you or a household member receive any of these types of assistance? (Read list and mark all that apply)

#	Answer	Bar	Response	%
1	CHIPS- Children's Medicaid		10	21%
2	Department of Family and Protective Services (DFPS)		2	4%
3	Dept. of Assistive and Rehabilitative Services (DARS)		4	9%
4	Dept. of State Health Services (DSHS)		4	9%
5	Housing Voucher (Section 8)		4	9%
6	Medicaid		21	45%
7	Medicare		19	40%
8	SNAP (Food stamps)		30	64%
9	TANF- Temporary Assistance for Needy Families		1	2%
10	Texas Workforce Commission		6	13%
11	WIC- Woman, infants, and children nutrition assistance		3	6%
12	Women's Health Services		1	2%
13	NONE		2	4%
14	Other		8	17%
15	Area Agency on Aging		5	11%
16	Department of Aging and Disability Services (DADS)		0	0%

**Other**
















Statistic	Value
Min Value	1
Max Value	15
Total Responses	47

40. Do you or someone in your household have educational needs?

#	Answer	Bar	Response	%
1	Yes, me		23	38%
2	Yes, a household member		9	15%
3	Yes, a household member and me		6	10%
4	No		23	38%
Total			61	

Statistic	Value
Min Value	1
Max Value	4
Mean	2.48
Variance	1.79
Standard Deviation	1.34
Total Responses	61




41. Tell me if you have any of these School/Education related needs. (Read list and check all that apply)

#	Answer	Bar	Response	%
1	Adult Basic Education		11	28%
2	Adult Education (i.e. computer classes)		14	36%
3	ARD Assistance (Special Education services at school)		6	15%
4	Child's behavior concern		5	13%
5	Child's homework/schoolwork concerns		4	10%
6	Child's school attendance concerns		1	3%
7	Child's standardized exams STARR		2	5%
8	Money for tuition. (School, College, Trade School)		24	62%
9	Difficulty reading (adult)		12	31%
10	Difficulty reading (child)		4	10%
11	English as a second language		2	5%
12	GED/High School Diploma		18	46%
13	Need clothes for school		13	33%
14	None		25	64%
15	Obtaining money for school supplies, books, etc.		7	18%
17	Other		0	0%

**Other**

Statistic	Value
Min Value	1
Max Value	15
Total Responses	39

42. In the past 24 months has your child had to transfer schools because you moved?

#	Answer	Bar	Response	%
1	Yes		5	8%
2	No		10	17%
3	Not applicable, no school aged child		45	75%
	Total		60	

Statistic	Value
Min Value	1
Max Value	3
Mean	2.67
Variance	0.40
Standard Deviation	0.63
Total Responses	60












43. If yes, How many times?

Text Response
1
1
2
2
1

Statistic	Value
Total Responses	5



44. Tell me if you have any of the following housing related needs? (Read list and mark all that apply)

#	Answer	Bar	Response	%
1	Home not safe- structure		9	19%
2	Housing not affordable		14	30%
3	furniture or household goods		28	60%
4	handicap access or modification		7	15%
5	mortgage or rent assistance		17	36%
6	other medical related accommodations		8	17%
7	pet friendly environment		15	32%
8	repairs		20	43%
9	utility assistance		23	49%
10	Neighborhood not safe		8	17%
11	NONE		7	15%
12	Other (Please specify)		0	0%

**Other (Please specify)**

Statistic	Value
Min Value	1
Max Value	11
Total Responses	47

45. Tell me if you need any of the following transportation related help? (Mark all that apply)

#	Answer	Bar	Response	%
1	car/truck		40	65%
2	bus tickets (\$ for bus)		25	40%
3	child safety seat(s)		2	3%
4	Driver's License		24	39%
5	gasoline		38	61%
6	information about bus routes/services		17	27%
7	Insurance		31	50%
8	auto repairs		19	31%
9	vehicle inspection		28	45%
14	Transportation for someone with disability		8	13%
10	vehicle registration		27	44%
12	Other that I did not mention (please specify)		0	0%
11	NONE		6	10%

Other that I did not mention (please specify)

Statistic	Value
Min Value	1
Max Value	14
Total Responses	62

46. Have you ever lost a job (or not been able to accept a job offer) because of transportation issues?

#	Answer	Bar	Response	%
1	Yes		30	48%
2	No		32	52%
	Total		62	

Statistic	Value
Min Value	1
Max Value	2
Mean	1.52
Variance	0.25
Standard Deviation	0.50
Total Responses	62

47. Please tell me if you are in need of help with any of these things: (Mark all that apply)

#	Answer	Bar	Response	%
1	Alcohol and drug abuse		8	13%
2	Anger control		18	29%
3	Caregiver support		6	10%
4	Couples communication		14	23%
5	Depression		46	74%
6	Disability counseling		16	26%
7	Elder abuse		1	2%
8	Family conflicts		24	39%
9	Making decisions/problem solving		36	58%
11	Parenting classes		10	16%
12	Personal problems		36	58%
13	Planning for the future/ Goal setting		31	50%
14	Post Traumatic Stress Disorder (PTSD)		21	34%
15	Self-esteem		62	100%
16	Spouse or child abuse		13	21%
17	Thoughts of suicide (in the past 6 months)		13	21%
18	Trauma		19	31%
19	Victimization		16	26%
20	other (please specify)		4	6%
10	NONE		1	2%

other (please specify)
Victim of family violence patient at andrews center
NA Counseling
Senior Citizen Community Social Events
Panic attacks (4-5 hours each time)

Statistic	Value
Min Value	1
Max Value	20
Total Responses	62

48. Where do you usually get your food?

Text Response
Walmart, Food Bank
Super One Foods
walmart
East Texas Crisis Center Shelter
East Texas Crisis Center Shelter
PATH
Parents house
use food stamps at grocery store
salvation army
super 1 and organizations
grocery store sometimes pantry
Brookshires
grocery store
Andrew's Center (2meals/day mon-thurs) or mother's house but often does not eat there, or brookshires/walmart/super one
Walmart
Food banks, grocery store
Super 1, Walmart
Food stamps-- human resource
Grocery store
ETCC Shelter
Salvation Army
Grocery store
PATH and a church that's right up the street from PATH that I can't remember the name of
Pantries and Super 1
Super 1 and Walmart
Roommate buys it or I get it at Super 1
Grocery
PATH, grocery store, Salvation Army, St Vincent de Paul
brookshires
family dollar, girlfriend
Salvation Army and uses SNAP card or church under the bridge or other churches serving food here at the shelter
Salvation Army, mission tyler, PATH, trinity, first baptist
Super one, Food pantry,
Wal-Mart
Store
Salvation Army, PATH, G2H
Friends give me food
The Veteran's Home (Pegues) provides it
The Veteran's home provides it
Super 1
SNAP, brooksshires, dollar general, PATH, baptist church in Winona
Food banks
Super 1
Walmart
Super 1 or Brookshires
Super 1, PATH, and St. Paul's
Super 1
Veterans group home
walmart
Walmart
Food pantries or Brookshires

\$71 in food stamps and at food banks and don't get it unless have to

walmart

salvation army, grocery store, hunger for love

Meals on wheels or dollar store

Grocery, food pantries







Salvation Army

Salvation Army, Grocery

Salvation Army

Statistic	Value
Total Responses	60

49. Do you need information on how to cook food for any of these special diets? (Read list and mark all that apply)

#	Answer	Bar	Response	%
1	Diabetes		15	48%
2	Hypertension		18	58%
3	Heart Disease		12	39%
4	HIV/AIDS		4	13%
5	Gluten free		3	10%
6	No, do not need information		5	16%
7	Other		0	0%

**Other**

Statistic	Value
Min Value	1
Max Value	6
Total Responses	31

50. Do you need information on food nutrition?

#	Answer	Bar	Response	%
1	Yes		29	48%
2	No		32	52%
	Total		61	

Statistic	Value
Min Value	1
Max Value	2
Mean	1.52
Variance	0.25
Standard Deviation	0.50
Total Responses	61



51. Do you need to know how to store food so it will last longer?

#	Answer	Bar	Response	%
1	Yes		20	33%
2	No		41	67%
	Total		61	

Statistic	Value
Min Value	1
Max Value	2
Mean	1.67
Variance	0.22
Standard Deviation	0.47
Total Responses	61

52. Please tell me if you or someone in your household has any of these healthcare needs. (Read list and mark all that apply)

#	Answer	Bar	Response	%
1	Adult diagnosed with disability		21	35%
2	AIDS/HIV risk		0	0%
3	Child diagnosed with disability		3	5%
4	Dental care		42	70%
5	Diabetes		14	23%
6	Eye/vision care		34	57%
7	General Medical care		37	62%
8	Hearing care		18	30%
9	Heart Disease		11	18%
10	Hypertension		28	47%
11	Medical equipment		12	20%
12	Mental Health care		32	53%
13	NONE		30	50%
15	prescription medication (\$ for)		0	0%
16	Prosthesis		12	20%
17	Pulmonary Disease (COPD, Emphysema, Asthma)		3	5%
18	STD's (Sexually transmitted diseases)		7	12%
19	Substance abuse treatment		1	2%
20	Teen pregnancy		29	48%
21	Transportation to appointments		37	62%
22	Other		2	3%
23	sleep problems		0	0%

**Other**

Statistic	Value
Min Value	1
Max Value	22
Total Responses	60

53. Do you have health insurance or other health care coverage?

#	Answer	Bar	Response	%
1	Yes, please specify		31	50%
2	No		31	50%
	Total		62	

Yes, please specify
Medicaid
Father Provides
Idigent care
Medicaid
United Health Care
Amerigroup Medicaid
Blue Cross Blue Shield
Medicaid
Health Spring
Medicaid
Medicare Advantage
Medicare
Cigna
medicare medicaid, va
Medicaid
Medicare/Medicaid/CBA
Medicaid/Medicare
Medicaid
VA
Medicaid
Medicaid
Medicare
United Heath Care
Medicaid and medicare
Medicare
medicare
Blue Cross
Medicaid
medicaid
Medicaid and Medicare





Statistic	Value
Min Value	1
Max Value	2
Mean	1.50
Variance	0.25
Standard Deviation	0.50
Total Responses	62

54. Are there others in your household who are uninsured?

#	Answer	Bar	Response	%
2	Yes		10	37%
1	No, others in household have insurance		9	33%
3	No others in my household		8	30%
	Total		27	

Statistic	Value
Min Value	1
Max Value	3
Mean	1.96
Variance	0.65
Standard Deviation	0.81
Total Responses	27













55. Who provides your health insurance?

#	Answer	Bar	Response	%
1	Self		1	3%
2	Employer		3	10%
3	Government		23	74%
4	Other		4	13%
	Total		31	

Other
Medicaid
spouse
Parents
parents



Statistic	Value
Min Value	1
Max Value	4
Mean	2.97
Variance	0.37
Standard Deviation	0.60
Total Responses	31

56. Tell me if you have any of these financial needs or problems. (Read list and mark all that apply)

#	Answer	Bar	Response	%
1	Achieving a "living wage" of income (if you achieve a "living wage" it means you don't need help from social services or government programs)		48	79%
2	Health insurance		38	62%
3	Car insurance		24	39%
4	Home/Renter insurance		14	23%
5	Need help collecting child support		5	8%
6	Need TANF (temporary assistance for needy families)		10	16%
7	Budgeting- getting the most from your money & prioritizing		26	43%
8	Bank account		10	16%
9	NONE		33	54%
10	Have bad credit rating		35	57%
11	Have past due bills		22	36%
12	Currently in collections		4	7%

Statistic	Value
Min Value	1
Max Value	12
Total Responses	61

57. Are you a US veteran?

#	Answer	Bar	Response	%
1	Yes		6	10%
2	No		56	90%
	Total		62	

Statistic	Value
Min Value	1
Max Value	2
Mean	1.90
Variance	0.09
Standard Deviation	0.30
Total Responses	62

58. If you are, are you receiving veteran's benefits?

#	Answer	Bar	Response	%
1	Yes		3	50%
2	No		3	50%
	Total		6	

Statistic	Value
Min Value	1
Max Value	2
Mean	1.50
Variance	0.30
Standard Deviation	0.55
Total Responses	6

















59. If you are not receiving veteran's benefits, do you need help getting them?

#	Answer	Bar	Response	%
1	Yes		3	100%
2	No		0	0%
	Total		3	

Statistic	Value
Min Value	1
Max Value	1
Mean	1.00
Variance	0.00
Standard Deviation	0.00
Total Responses	3

60. If you are a veteran or dependent, do you need assistance with any of the following? (Read list and mark all that apply)

#	Answer	Bar	Response	%
1	Burial and Memorial		1	20%
2	Connecting to Veteran Organization		2	40%
3	Disability		3	60%
4	Education and Training		2	40%
5	Employment		3	60%
6	Health Care		2	40%
7	Healthcare for family members		0	0%
8	Housing		2	40%
9	Life Insurance		2	40%
10	Medals and records		2	40%
11	Medical benefits		4	80%
12	Mental Health Care		5	100%
13	Pension		1	20%
14	Reserve and Guard		0	0%
15	Special and Limited Benefits		0	0%
16	Transition Assistance		0	0%
17	Transportation		0	0%
18	VA claim Appeals		2	40%
19	Women Veteran Health Services		1	20%
20	Other		0	0%
21	None		0	0%

**Other**













Statistic	Value
Min Value	1
Max Value	19
Total Responses	5

61. Do you have any legal needs?

#	Answer	Bar	Response	%
1	Yes		13	22%
2	No		46	78%
	Total		59	

Statistic	Value
Min Value	1
Max Value	2
Mean	1.78
Variance	0.17
Standard Deviation	0.42
Total Responses	59

62. If yes, what kind of legal needs?

#	Answer	Bar	Response	%
1	Children's schooling		0	0%
2	Civil Rights/Liberties		2	15%
3	Community/Regional		0	0%
4	Discrimination related to Americans with Disabilities Act		1	8%
5	Family/Domestic		7	54%
6	Health Related		3	23%
7	Housing/Property		4	31%
8	Immigration		0	0%
9	Personal Economic/Injury		1	8%
10	Personal Finance/Consumer		2	15%
11	Public Benefits		2	15%
12	Small Business/ Farm		1	8%
13	Veteran		0	0%
14	Wills, Estates, Advanced Directives		1	8%
15	Work Related		1	8%
16	Other		3	23%

**Other**

Collecting Spousal Support

I was in prison and hurt my leg but i read that if I didn't file it in two years that I couldn't anymore, but a lawyer might still pick it up and I wonder can I sue for that?

Child Custody

Statistic	Value
Min Value	2
Max Value	16
Total Responses	13

63. What have we not asked you about that you feel is important?

Text Response	
No	
Ask about whether want to go to military or college	
That even though i said Im working I still live with my mother I only work 8hrs a week taking care of mom. I am disable myself and can't do much	
Shelter in the area of Smith county is difficult to come by if you have an assault on your record. Where can someone get local shelter if they have a criminal history?	
nothing	
No, I've pretty much been asked everything.	
nothing	
I know there is help out there, but I don't know how to go about getting it.	
I think you've covered most everything.	
No	
That's all.	
No.	
Mental health services.	
I can't think of anything.	
I think that the county ought to offer more mental assistance to people with mental disabilities.	
Nothing	
Nothing I can think.	
Oversight to help people in medium to low-medium income levels. // Labor standards regulation and legislation needs also exist.	
Nothing	
nothing really	
More information and services for people when they need medical help.	
I don't know.	
Nothing	
Nothing really everything was covered	
Nothing.	
I got to find my daughter to see if she's alive and doing alright.	
Um, that's a loaded question, I don't know.	
Nothing.	
Nothing	
Nothing.	
Nothing really. Everything's on there.	
Nothing.	
I can't think of anything.	
Getting information on sleep problems, finding homes for pets	
Support groups and how they help with things like getting out of the house when I can't do it alone.	
Trying to call about lights or water, she can't get anybody to help. Calling at PATH.	
help with my so-called relationship	
you covered the bases	
I think you got it all there.	
Salvation Army has not enough resources, not helping this individual with a bed or work help services.	

Statistic	Value
Total Responses	40

64. What need do you have that we have not asked you about?

Text Response
homeless getting food stamps, getting a mailing address for the homeless
No
need a job
Housing for people with assaults on their records.
none
None
nothing
None
Nothing that I can think of.
I don't know. I can't think of any.
You said it all.
Nothing.
More counseling resources and needs and costs associated with mental health services.
Justice system needs to work on the reasons of why they take some people to jail. Example: walking on the wrong side of the street.
I need life insurance that's cheap.
Nothing, I'm doing pretty well. If I could find affordable housing or rent assistance, I'd be just fine where I'm at.
Nothing I can think of.
Nothing.
General money issues.
Scholarship money
caregiver support-respite care, rural area transportation to attend health fairs (go bus)
same
Tyler transit would have bus services to the industrial area, so more people would have the opportunity to get jobs there.
A housing need cause I don't wanna live with my momma forever.
Nine
Nothing
You asked about everything.
More info abput services available.
I need information about different medical problems/symptoms like diabetes and hypertension.
Nothing.
I just need to know where to go to get financial help.
Need to pass out more commodities.
A room in the Andrews center where people can go to cool off and relax. A quiet, private room.
Nothing
I think you covered 'em all.
Nothing.
Nothing.
None.
Finding a therapist through Blue Cross Blue Shield
Help getting gifts for my grand kids on Christmas and help with getting other basic things. I used to have a caseworker that helped with that but she got cancer and had to stop working.
Don't guess anything.
for that lady to quit accusing me all the time
you covered all
You got everything.

Statistic	Value
Total Responses	44

65. Interviewer: Please record below any information you think might be useful about this particular interview or participant. If applicable, indicate anything unusual or any break from protocol that may have occurred.

Text Response
survey takes less time when participant has no children
None
None
participant seemed more eager to tell about needs than other participants.
None
None
Pleasant, warm, outgoing.
N/A
Mentally ill not on meds...
This a student that is finding herself on her own.
awesome guy...getting it all together!
The participant has problems with short term memory, disability for brain damage
Individual was hard of hearing
Individual wants to move from sister's house who lives in Athens Tx, Henderson County and wants assistance finding a place on her own.
Pleasant, forgotten child.
Though the answers came from the wife, the husband was also here. Once or twice, he corrected the answer, and once or twice she consulted him. i do not think these instances really made a difference in the answers.
Veterans like to talk a lot and elaborate (in length) on every response given. Spent an hour together.
Pat Krahn
Need help with VA Benefit
Client fell asleep often, had to wake him and reiterate some questions.
Mom and son came in and have other family members with no place to go.
very nice man...very well-spoken and determined to make something of himself and pull himself up by the grace of God and his bootstraps

Statistic	Value
Total Responses	22