



Kristin N. Carrillo
Kristin N. Carrillo
Terri O'Sullivan
Carlton Allen
CHRISTIE COFER
Carlton Allen
Barbara Landreth
Denise Nicole Brown
reilly
Kristin N. Carrillo
Lisa Fleck

Statistic	Value
Total Responses	59

2. My name is (name of interviewer), and I am a/an (student, volunteer, staff member) at (name of institution/facility). I am inviting you to participate in a research study. Involvement in the study is voluntary, so you may choose to participate or not. I am going to explain the study to you. Please feel free to ask any questions that you may have about the research; I will be happy to explain anything in greater detail. I am interested in learning more about your family's resources and needs. You will be asked to answer survey questions that include education, employment, housing, healthcare, and other basic needs. This will take approximately 30 - 45 minutes of your time. All information will be kept anonymous. This means that your name will not appear anywhere and no one except me will know about your specific answers. The benefit of this research is that you will be helping the East Texas Human Needs Network to better understand our community needs, the resources available, and the services that are still needed. This information will help us to work together to address services that are needed the most. There are no risks to you for participating in this study, and no penalty for not participating. If you do not wish to continue, you have the right to stop, at any time. Before we begin, I want to make sure that you understand the information I have told you about this project and your rights. Please tell me in your own words what you understand about this project and your rights as a participant. (if they are unsure or unclear about any elements of information, tell them again, and ask again that they tell you what they understand.) Now that you understand the study, are you willing to help me with this survey?

#	Answer	Bar	Response	%
4	Yes		78	99%
5	No		0	0%
6	Already completed. Where?		1	1%
	Total		79	

Already completed. Where?
Andrews Center

Statistic	Value
Min Value	4
Max Value	6
Mean	4.03
Variance	0.05
Standard Deviation	0.23
Total Responses	79

3. Today's date?

Text Response
06/19/13
06/19/13
06/19/13
06/19/13
06/20/13
06/24/13
06/24/13
06/24/13
06/24/13
06/25/13
06/26/13
06/26/13
06/26/13
06/27/13
06/27/13
06/27/13
06/29/13
06/29/13
07/01/13
07/01/13
07/01/13
07/01/13
07/02/13
07/03/13
07/05/13
07/05/13
07/03/13
07/08/13
07/08/13
07/08/13
07/08/13
07/12/13
07/12/13
07/12/13
07/12/13
07/13/13
07/12/13
07/13/13
07/13/13
07/13/13
07/13/13
07/15/13
07/15/13
07/15/13
07/15/13
07/15/13
07/15/13
07/15/13
07/15/13
07/15/13
07/15/13
07/15/13
07/16/13
07/16/13

07/16/13
07/17/13
07/18/13
07/19/13
07/19/13
07/22/13
07/23/13
07/23/13
07/23/13
07/23/13
07/23/13
07/23/13
07/23/13
07/24/13
07/24/13
08/24/13
07/26/13
07/26/13
07/26/13
07/27/13
07/27/13
07/27/13
07/29/13
07/31/13
07/31/13
07/31/13

Statistic	Value
Total Responses	78

4. Location of interview:

#	Answer	Bar	Response	%
1	Allegiance Home Health		2	3%
2	Andrews Center		26	33%
3	ETCADA		0	0%
4	ETCIL		0	0%
5	ETMC		1	1%
6	Gateway to Hope		7	9%
7	Literacy Council of Tyler		6	8%
8	Mission Tyler / Hunger for Love		8	10%
9	New Creation Foundation		1	1%
10	PATH		9	11%
11	Salvation Army		0	0%
12	Total Healthcare Center		1	1%
13	UT Health Northeast		10	13%
14	Veterans and Community Roundtable		0	0%
15	Other		8	10%
	Total		79	

Other
ETCC
Church under the bridge
Veteran's Home on Pegues
Veteran's Home on Pegues
Veteran's Home on Pegues
Veteran's Home on Pegues
Veterans- Fresh Start home
Fresh Start veterans group home

Statistic	Value
Min Value	1
Max Value	15
Mean	7.19
Variance	22.05
Standard Deviation	4.70
Total Responses	79












5. What is your age?

Text Response
33
40
76
34
45
57
65
59
51
27
35
46
34
38
46
54
53
60
51
35
37
22
63
18
32
26
30
39
54
28
42
44
77
47
32
33
56
32
58
38
23
53
63
34
57
42
30
51
32
66
26
34

69
35
30
34
33
43
33
44
40
48
37
25
66
62
41
58
47
63
63
70
33
35
54
23
25
60
34

Statistic	Value
Total Responses	79

6. How far did you go in School?

#	Answer	Bar	Response	%
1	8th grade or less		6	8%
2	Associate's Degree		6	8%
3	Bachelor's Degree		5	6%
4	Did not attend school		0	0%
5	Doctoral Degree		0	0%
6	GED		7	9%
7	High School Diploma		16	20%
8	Master's Degree		2	3%
9	Other?		1	1%
10	Professional Certification		1	1%
11	Some College		15	19%
12	Some High School		19	24%
13	Trade School		1	1%
	Total		79	

Other?

graduated and 2 years of nursing LVN

Statistic	Value
Min Value	1
Max Value	13
Mean	7.95
Variance	14.72
Standard Deviation	3.84
Total Responses	79

7. I am going to read you a list of agencies in our community. Please tell me if each one is providing you and your family with help?

#	Answer	Bar	Response	%
1	Andrew's Center		79	100%
2	Benevolence Center (East Erwin Church)		7	9%
3	Bethesda Clinic		12	15%
4	Community Health Clinic (Glenwood)		9	11%
5	Cornerstone Assistance Network		2	3%
6	East Texas Center for Independent Living		3	4%
7	East Texas Crisis Center		7	9%
8	Goodwill		19	24%
9	Literacy Council		2	3%
10	Loaves & Fishes (Christ Episcopal)		8	10%
11	Meals on Wheels		15	19%
12	Parents Services		2	3%
13	PATH		40	51%
14	Salvation Army		26	33%
15	St. Paul Children's Foundation		17	22%
16	St. Vincent de Paul (Cathedral)		19	24%
17	Tyler AIDS Services		2	3%
18	Transportation Agency		27	34%
19	Other (please specify)		7	9%
20	NONE		2	3%

Transportation Agency	Other (please specify)
Andrew's Center and Medical Trans in Canton (Angela)	
Andrew's Center Transportation	
Andrew's Center Transportation	
Andrew's Center Transportation	
Andrew's Center Transportation	
Tyler Transit	
Jarc	
Tyler Transit	
Yellow Cab gives me a discount, Andrew's Center helps me get to doctor's appointments and psych appointments	
Andrew's Center	
jufris	
Medical Transportation	
walk	walk
Tyler Transit	
Medicaid Services	
Go Bus, Medicaid Transportation	
Togo bus for royal transit	
Medicaid transportation through Andrews center	Ut tyler family practice
Veteran transport in the house	
Van in group home	
Andrew's center transport	
Andrews center transport	
Para transit taxi	
JDS Medical Transportation	
	a church but I can't think of the name, it's right down the road from PATH
	Gateway to Hope
	Food Bank
	The VA

My church- in Flint (something like Shraunerback-he wasn't sure how to spell it.






Statistic	Value
Min Value	1
Max Value	20
Total Responses	79

8. Are you able to work?

#	Answer	Bar	Response	%
1	Yes		38	48%
2	No		41	52%
	Total		79	

Statistic	Value
Min Value	1
Max Value	2
Mean	1.52
Variance	0.25
Standard Deviation	0.50
Total Responses	79

9. What is your employment status?

#	Answer	Bar	Response	%
1	Full time		7	18%
2	Part time		8	21%
3	Seasonal		1	3%
4	Unemployed		19	50%
5	Not working, retired		3	8%
	Total		38	

Statistic	Value
Min Value	1
Max Value	5
Mean	3.08
Variance	1.80
Standard Deviation	1.34
Total Responses	38

10. Are you satisfied with your job?

#	Answer	Bar	Response	%
1	Yes		16	84%
2	No		3	16%
	Total		19	
















Statistic	Value
Min Value	1
Max Value	2
Mean	1.16
Variance	0.14
Standard Deviation	0.37
Total Responses	19

11. Are you currently looking for work?

#	Answer	Bar	Response	%
1	Yes		15	79%
2	No		4	21%
	Total		19	

Statistic	Value
Min Value	1
Max Value	2
Mean	1.21
Variance	0.18
Standard Deviation	0.42
Total Responses	19









12. If you are unemployed, please tell me about the reasons that you are unemployed. (Don't read the list, just check all that apply based on what they tell you. If legal difficulties are mentioned, ask if you can read a list of specific legal issues for them to tell you yes or no on each.)

#	Answer	Bar	Response	%
1	Attempting to flee domestic abuse or sexual assault		0	0%
2	Criminal Background		0	0%
3	Criminal background: Misdemeanor		3	16%
4	Criminal background: felony		3	16%
5	Criminal background: deferred adjudication		0	0%
6	Criminal background: probation		0	0%
7	Criminal background: awaiting outcome		0	0%
8	Domestic violence/sexual assault victim		0	0%
9	Drug/alcohol problem		1	5%
10	Lack childcare		1	5%
11	Lack permanent address		1	5%
12	Lack proper clothing		1	5%
13	Lack skills/education		2	11%
14	Lack transportation		2	11%
15	Lack US documents		0	0%
16	Language barrier		0	0%
17	Layoff or Downsizing		2	11%
18	Learning/developmental disability		1	5%
19	Mental health problem		4	21%
20	Other health issues		2	11%
21	Permanent physical disability		1	5%
22	Sexual orientation or gender identity		1	5%
23	Temporary physical disability		0	0%
24	Unaccompanied youth		0	0%
25	Other (please specify)		9	47%

Other (please specify)
Going to GED classes
Applying but not being hired
scheduling conflicts
Ex wife took my baby girl from me and I haven't been able to get myself back together since then.
Evicted from home in past and has attempted to use VA resources to help find a job, but has yet to find one.
Location- just moved here from the Houston area
caretaker
Can only work part time and some won't hire me
Residential discipleship program

Statistic	Value
Min Value	3
Max Value	25
Total Responses	19

13. Please tell me if you would like help with any of these job related activities? (Read list and check all that apply)

#	Answer	Bar	Response	%
1	Career assessment		13	34%
2	Career/job training		15	39%
3	Job search strategies		14	37%
4	Job Interviewing skills		15	39%
5	Resume writing		13	34%
6	Career Information options		14	37%
7	Work clothes		16	42%
8	None		12	32%




Statistic	Value
Min Value	1
Max Value	8
Total Responses	38

14. Do you have reliable telephone access?

#	Answer	Bar	Response	%
1	Yes		70	89%
2	No		9	11%
	Total		79	

Statistic	Value
Min Value	1
Max Value	2
Mean	1.11
Variance	0.10
Standard Deviation	0.32
Total Responses	79

15. Which kinds of telephones do you have? (Mark all that apply)

#	Answer	Bar	Response	%
1	Home phone		29	42%
2	Cell phone		62	90%
3	Work phone		8	12%







Statistic	Value
Min Value	1
Max Value	3
Total Responses	69

16. Do you have access to the Internet?

#	Answer	Bar	Response	%
1	Yes		42	53%
2	No		37	47%
	Total		79	

Statistic	Value
Min Value	1
Max Value	2
Mean	1.47
Variance	0.25
Standard Deviation	0.50
Total Responses	79

17. Where do you usually check the internet? (Read List, check all that apply)

#	Answer	Bar	Response	%
1	At home		22	52%
2	At work		4	10%
3	At the library		7	17%
4	At a friend's home		4	10%
5	At a family member's home		3	7%
6	Other		19	45%

Other
On cell phone
phone
Gateway to Hope, Phone Network
at school
Gateway to Hope
cell phone
My cell phone or Gateway let's us for job searches
Cell phone
At the vet's house, but I don't really know how to use it.
on my phone
Gateway
Gateway to Hope
Gateway to Hope
At the veteran's home
Veterans home
Gateway
Gateway of Hope
Gateway to hope
Gateway to Hope

Statistic	Value
Min Value	1
Max Value	6
Total Responses	42










18. What is your Zip code?

Text Response
75705
75708
75704
75703
75701
75758
75702
75702
75702
75701
75701
75703
75702
75711
75701
75756
75702
75701
75702
75702
75757
75702
75702
75702
75703
75701
75789
75701
75701
75701
75704
75791
75770
75771
75707
75706
75702
75701
75702
75703
75713
75770
75704
75702
75702
75758
75702
75702
75702
75702
Not sure, currently staying with salvation army in tyler.
75702
75701

75702
75707
75702
75792
75707
75702
75791
75762
75791
75702
7501
75701
75702
75703
75701
75704
75706
75708
75752
75762
75702
75702
75703
75707
75701
75702

Statistic	Value
Total Responses	78

19. In what town do you usually stay?

#	Answer	Bar	Response	%
1	Arp		0	0%
2	Bullard		2	3%
3	Chapel Hill		2	3%
4	Flint		2	3%
5	Gladewater		0	0%
6	Gresham		0	0%
7	Lindale		1	1%
8	Mineola		0	0%
9	Noonday		0	0%
10	Outside of Smith County		1	1%
11	Rural Smith County		0	0%
12	Smith County		0	0%
13	Troup		0	0%
14	Tyler		62	78%
15	Whitehouse		2	3%
16	Winona		1	1%
17	Other		6	8%
	Total		79	

Other
Chandler
Brownsboro
Henderson
Chandler
Chapel hill
Athens

Statistic	Value
Min Value	2
Max Value	17
Mean	13.30
Variance	10.47
Standard Deviation	3.24
Total Responses	79

20. What is your housing status?

#	Answer	Bar	Response	%
1	Own		16	21%
2	Rent		28	36%
3	Staying with friends or family		18	23%
4	Homeless- streets/car		1	1%
5	Homeless - shelter		2	3%
6	Homeless - transitional housing (HUD temporary)		5	6%
7	Hotel/motel		1	1%
8	Nursing/long term care		0	0%
9	Assisted living		0	0%
10	Group home		3	4%
12	Halfway house		0	0%
11	Other		4	5%
	Total		78	

Other

Received 3 day eviction notice.



Family-owned home in which he lives alone (does not own it himself or live with other relatives)

Pays Godmother rent

rent-to-own







Statistic	Value
Min Value	1
Max Value	11
Mean	3.22
Variance	7.29
Standard Deviation	2.70
Total Responses	78

21. Are you Hispanic or Latino

#	Answer	Bar	Response	%
1	Yes		8	10%
2	No		69	90%
	Total		77	

Statistic	Value
Min Value	1
Max Value	2
Mean	1.90
Variance	0.09
Standard Deviation	0.31
Total Responses	77

22. What is your race





#	Answer	Bar	Response	%
1	American Indian or Alaska Native		0	0%
2	Asian		0	0%
3	Black or African American		23	29%
4	Native Hawaiian or Other Pacific Islander		0	0%
5	White		50	64%
6	American Indian or Alaska Native and White		0	0%
7	Asian and White		1	1%
8	Black or African American and White		1	1%
9	American Indian or Alaska Native and Black or African American		2	3%
10	Other Multiple race combinations greater than one percent		1	1%
	Total		78	

Other Multiple race combinations greater than one percent

hispanic and white

Statistic	Value
Min Value	3
Max Value	10
Mean	4.64
Variance	1.97
Standard Deviation	1.40
Total Responses	78







23. What language do you speak at home?

#	Answer	Bar	Response	%
1	English		68	86%
2	Spanish		2	3%
4	Spanish and English		7	9%
3	Other (please specify)		2	3%
	Total		79	

Other (please specify)
speaks a little spanish
English and sign language

Statistic	Value
Min Value	1
Max Value	4
Mean	1.34
Variance	0.82
Standard Deviation	0.90
Total Responses	79

24. What is your marital status?

#	Answer	Bar	Response	%
1	Single		30	38%
2	Married		17	22%
3	Widowed		1	1%
4	Divorced		20	26%
5	Separated		3	4%
6	Living with romantic partner		7	9%
	Total		78	

Statistic	Value
Min Value	1
Max Value	6
Mean	2.62
Variance	2.86
Standard Deviation	1.69
Total Responses	78

25. Do you have minor children (under 18)?

#	Answer	Bar	Response	%
1	Yes		23	30%
2	No		54	70%
	Total		77	








Statistic	Value
Min Value	1
Max Value	2
Mean	1.70
Variance	0.21
Standard Deviation	0.46
Total Responses	77

26. Are you your child(ren)'s primary caretaker?

#	Answer	Bar	Response	%
1	Yes		13	54%
2	No		11	46%
	Total		24	

Statistic	Value
Min Value	1
Max Value	2
Mean	1.46
Variance	0.26
Standard Deviation	0.51
Total Responses	24







27. If you have children or other dependents under your care: What is your family situation?

#	Answer	Bar	Response	%
1	Single mom		3	5%
2	Single dad		0	0%
3	Two parents		10	17%
4	Raising own children and children of others		1	2%
5	Raising children of other family members (I am a grandparent, aunt, etc.)		3	5%
6	Raising someone else's children, not family		0	0%
7	Foster parents		0	0%
8	Shared custody		5	8%
9	Other		10	17%
10	No children		28	47%
	Total		60	

Other
n/a
aunt takes care of children right now
Children over age of 18
No underage children (5 over age of 18)
Incompetent- no access to son
older children
not under care
Child lives with grandmother
child is ward of the state
Ex-Partner has sole custody

Statistic	Value
Min Value	1
Max Value	10
Mean	7.70
Variance	9.43
Standard Deviation	3.07
Total Responses	60

28. Who provides your childcare? (or dependent care)? (Check all that apply)

#	Answer	Bar	Response	%
1	Self		8	30%
2	Friends		0	0%
3	Family		11	41%
4	Church		1	4%
5	Daycare		1	4%
6	Have to leave children alone		11	41%
7	Before and/or after school on campus		0	0%
8	Other		1	4%
9	Children/dependents are old enough to stay home alone		0	0%

Other



Statistic	Value
Min Value	1
Max Value	8
Total Responses	27

29. Is your child (or dependent) care provider dependable?

#	Answer	Bar	Response	%
1	Yes		13	65%
2	No		7	35%
	Total		20	






Statistic	Value
Min Value	1
Max Value	2
Mean	1.35
Variance	0.24
Standard Deviation	0.49
Total Responses	20

30. Do you need different childcare (dependent care) help?

#	Answer	Bar	Response	%
1	Yes		2	8%
2	No		22	92%
	Total		24	

Statistic	Value
Min Value	1
Max Value	2
Mean	1.92
Variance	0.08
Standard Deviation	0.28
Total Responses	24



31. What kind of childcare (dependent care) help do you need?

#	Answer	Bar	Response	%
1	Daycare center		1	50%
2	Before/ after school care		0	0%
3	Care for child with special needs		1	50%
4	Other (please specify)		1	50%
5	Evening hours due to work shift schedule		0	0%

Other (please specify)



Statistic	Value
Min Value	1
Max Value	4
Total Responses	2

32. Have you ever lost a job because you didn't have dependable child or dependent care?

#	Answer	Bar	Response	%
1	Yes		7	18%
2	No		33	83%
	Total		40	

Statistic	Value
Min Value	1
Max Value	2
Mean	1.83
Variance	0.15
Standard Deviation	0.38
Total Responses	40






33. Are you caring for adult children or adult dependents including seniors?
(Due to mental or physical disability)

#	Answer	Bar	Response	%
1	Yes (Specify)		16	21%
2	No		59	79%
	Total		75	

Yes (Specify)
Son is still living with parents.
adult daughter, 18 years old, she has ADHD and has a learning disability
Mother
mom and dad
My husband who has bipolar and rheumatoid arthritis
Stepfather
mother
a child with Autism mental retardation and soon to be brother with mental retardation
mother
My friend is real sick and he lives with me. He's dyslexic and bipolar.
My mom-she's 83
mother
Help mom to bathroom and with cleaning
grandson and husband
parents

Statistic	Value
Min Value	1
Max Value	2
Mean	1.79
Variance	0.17
Standard Deviation	0.41
Total Responses	75

34. Who provides care for the adult children or adult dependents? (Check all that apply)

#	Answer	Bar	Response	%
1	Self		13	81%
2	Friends		0	0%
3	Family		5	31%
4	Church		1	6%
5	Daycare		0	0%
6	Have to leave elder/senior alone		3	19%
8	Other		7	44%
9	Able to stay home alone		0	0%

Other

Statistic	Value
Min Value	1
Max Value	8
Total Responses	16

35. How many people live where you stay?

#	Answer	Bar	Response	%
1	1		14	18%
2	2		24	31%
3	3		17	22%
4	4		8	10%
5	5		3	4%
6	6		1	1%
7	7		1	1%
8	8		1	1%
9	9		0	0%
10	10		0	0%
11	Other (please specify)		9	12%
	Total		78	

Other (please specify)
11
live alone
Veteran's Group Home- No income
Veteran's Group Home- No income
Veteran's Group Home- No income
Veteran's Group Home- No income
Homeless- shelter
Group home max 6 (look only at family of 1 income- I accidentally hit lower incomes)
Group veterans home 6 max

Statistic	Value
Min Value	1
Max Value	11
Mean	3.59
Variance	9.08
Standard Deviation	3.01
Total Responses	78

36. Is your household income more or less than [state response amount that matches the number of people in the household from above]

#	Question	MORE than	LESS than	Total Responses	Mean
1	Family of 1- \$11,490	3	22	25	1.88
2	Family of 2- \$15,510	7	14	21	1.67
3	Family of 3- \$19,530	3	12	15	1.80
4	Family of 4- \$23,550	2	5	7	1.71
5	Family of 5- \$27,570	1	2	3	1.67
6	Family of 6- \$31,590	0	2	2	2.00
7	Family of 7- \$35,610	0	1	1	2.00
8	Family of 8- \$39,630	0	1	1	2.00
9	Family of 9- \$43,650	0	0	0	0.00
10	Family of 10- \$47,670	0	0	0	0.00
11	For each additional Family member add: \$4,020	0	1	1	2.00

For each additional Family member add: \$4,020
 \$51,690

Statistic	Family of 1- \$11,490	Family of 2- \$15,510	Family of 3- \$19,530	Family of 4- \$23,550	Family of 5- \$27,570	Family of 6- \$31,590	Family of 7- \$35,610	Family of 8- \$39,630	Family of 9- \$43,650	Family of 10- \$47,670	For each additional Family member add: \$4,020
Min Value	1	1	1	1	1	2	2	2	-	-	2
Max Value	2	2	2	2	2	2	2	2	-	-	2
Mean	1.88	1.67	1.80	1.71	1.67	2.00	2.00	2.00	0.00	0.00	2.00
Variance	0.11	0.23	0.17	0.24	0.33	0.00	0.00	0.00	0.00	0.00	0.00
Standard Deviation	0.33	0.48	0.41	0.49	0.58	0.00	0.00	0.00	0.00	0.00	0.00
Total Responses	25	21	15	7	3	2	1	1	0	0	1














37. Which of these monthly bills do you pay? (Read list and check all that apply)

#	Answer	Bar	Response	%
1	Cable/Satellite TV		33	42%
2	Car/Transportation		22	28%
3	Child Care		1	1%
4	Child Support		8	10%
5	Credit Cards		13	17%
6	Food		57	73%
7	Gasoline		40	51%
8	Insurance		34	44%
9	Internet		19	24%
10	Loans		14	18%
11	Loans- Payday		6	8%
12	Loans- School		1	1%
13	Medical		21	27%
14	Mortgage		9	12%
15	Phone- cell		49	63%
16	Phone- house		20	26%
17	Rent		36	46%
18	Utilities		49	63%
19	other		7	9%
20	None		0	0%

other

Statistic	Value
Min Value	1
Max Value	19
Total Responses	78

38. I am going to read you a list of sources from which you might be getting income? Please tell me which ones you do receive income from. (Mark all that apply)

#	Answer	Bar	Response	%
1	Child support		3	5%
2	Employer wages		19	29%
3	Family/Friends		21	32%
4	Kindness of strangers		13	20%
5	NO INCOME		8	12%
6	Other (please specify)		12	18%
7	Pension/Retirement		3	5%
8	SS		1	2%
9	SSI/SSDI		1	2%
10	Student grants/loans		4	6%
11	TANF (Temporary assistance for needy families)		8	12%
12	Unemployment benefits		0	0%
13	VA benefits		7	11%

Other (please specify)	
1	
1	
1	
1	
1	
1	

Statistic	Value
Min Value	1
Max Value	13
Total Responses	65





39. Tell me if you or a household member receive any of these types of assistance? (Read list and mark all that apply)

#	Answer	Bar	Response	%
1	CHIPS- Children's Medicaid		11	18%
2	Department of Family and Protective Services (DFPS)		3	5%
3	Dept. of Assistive and Rehabilitative Services (DARS)		6	10%
4	Dept. of State Health Services (DSHS)		5	8%
5	Housing Voucher (Section 8)		4	7%
6	Medicaid		35	57%
7	Medicare		28	46%
8	SNAP (Food stamps)		36	59%
9	TANF- Temporary Assistance for Needy Families		0	0%
10	Texas Workforce Commission		10	16%
11	WIC- Woman, infants, and children nutrition assistance		2	3%
12	Women's Health Services		2	3%
13	NONE		1	2%
14	Other		13	21%
15	Area Agency on Aging		4	7%
16	Department of Aging and Disability Services (DADS)		0	0%

Other

Statistic	Value
Min Value	1
Max Value	15
Total Responses	61

40. Do you or someone in your household have educational needs?

#	Answer	Bar	Response	%
1	Yes, me		17	22%
2	Yes, a household member		12	15%
3	Yes, a household member and me		4	5%
4	No		45	58%
Total			78	




Statistic	Value
Min Value	1
Max Value	4
Mean	2.99
Variance	1.62
Standard Deviation	1.27
Total Responses	78

41. Tell me if you have any of these School/Education related needs. (Read list and check all that apply)

#	Answer	Bar	Response	%
1	Adult Basic Education		8	25%
2	Adult Education (i.e. computer classes)		8	25%
3	ARD Assistance (Special Education services at school)		8	25%
4	Child's behavior concern		5	16%
5	Child's homework/schoolwork concerns		5	16%
6	Child's school attendance concerns		2	6%
7	Child's standardized exams STARR		4	13%
8	Money for tuition. (School, College, Trade School)		16	50%
9	Difficulty reading (adult)		11	34%
10	Difficulty reading (child)		4	13%
11	English as a second language		3	9%
12	GED/High School Diploma		15	47%
13	Need clothes for school		12	38%
14	None		18	56%
15	Obtaining money for school supplies, books, etc.		4	13%
17	Other		0	0%

Other	
Statistic	Value
Min Value	1
Max Value	15
Total Responses	32

42. In the past 24 months has your child had to transfer schools because you moved?

#	Answer	Bar	Response	%
1	Yes		4	5%
2	No		19	25%
3	Not applicable, no school aged child		52	69%
	Total		75	

Statistic	Value
Min Value	1
Max Value	3
Mean	2.64
Variance	0.34
Standard Deviation	0.58
Total Responses	75

43. If yes, How many times?

Text Response	
1	
1	
1	
1	

Statistic	Value
Total Responses	4














44. Tell me if you have any of the following housing related needs? (Read list and mark all that apply)

#	Answer	Bar	Response	%
1	Home not safe- structure		5	8%
2	Housing not affordable		20	33%
3	furniture or household goods		29	48%
4	handicap access or modification		10	16%
5	mortgage or rent assistance		23	38%
6	other medical related accommodations		8	13%
7	pet friendly environment		19	31%
8	repairs		24	39%
9	utility assistance		28	46%
10	Neighborhood not safe		9	15%
11	NONE		5	8%
12	Other (Please specify)		0	0%

Other (Please specify)

Statistic	Value
Min Value	1
Max Value	11
Total Responses	61

45. Tell me if you need any of the following transportation related help? (Mark all that apply)

#	Answer	Bar	Response	%
1	car/truck		33	43%
2	bus tickets (\$ for bus)		21	28%
3	child safety seat(s)		3	4%
4	Driver's License		20	26%
5	gasoline		36	47%
6	information about bus routes/services		12	16%
7	Insurance		25	33%
8	auto repairs		14	18%
9	vehicle inspection		18	24%
14	Transportation for someone with disability		13	17%
10	vehicle registration		17	22%
12	Other that I did not mention (please specify)		4	5%
11	NONE		13	17%

Other that I did not mention (please specify)

Transprtation needs from Andrews Center

\$ for Train

tires

Statistic	Value
Min Value	1
Max Value	14
Total Responses	76

46. Have you ever lost a job (or not been able to accept a job offer) because of transportation issues?

#	Answer	Bar	Response	%
1	Yes		28	36%
2	No		50	64%
	Total		78	

Statistic	Value
Min Value	1
Max Value	2
Mean	1.64
Variance	0.23
Standard Deviation	0.48
Total Responses	78

47. Please tell me if you are in need of help with any of these things: (Mark all that apply)

#	Answer	Bar	Response	%
1	Alcohol and drug abuse		7	10%
2	Anger control		15	21%
3	Caregiver support		4	6%
4	Couples communication		11	15%
5	Depression		41	57%
6	Disability counseling		20	28%
7	Elder abuse		0	0%
8	Family conflicts		17	24%
9	Making decisions/problem solving		24	33%
11	Parenting classes		3	4%
12	Personal problems		27	38%
13	Planning for the future/ Goal setting		27	38%
14	Post Traumatic Stress Disorder (PTSD)		24	33%
15	Self-esteem		29	40%
16	Spouse or child abuse		5	7%
17	Thoughts of suicide (in the past 6 months)		13	18%
18	Trauma		21	29%
19	Victimization		17	24%
20	other (please specify)		3	4%
10	NONE		10	14%

other (please specify)

Victim of family violence patient at andrews center

Suspicious about roommate trying to poison or otherwise kill me and also I have thoughts about sex that I cannot stop

Panic attacks (4-5 hours each time)

Statistic	Value
Min Value	1
Max Value	20
Total Responses	72







48. Where do you usually get your food?

Text Response
Walmart
Super One Foods
PATH
Walmart
Walmart
food bank in Athens, God's open hands
super market
grocery store or pantry
PATH
use food stamps at grocery store
grocery store sometimes pantry
Walmart
SAMs or Super one
SNAP, Grocery Stores, ETCC Shelter
Andrew's Center (2meals/day mon-thurs) or mother's house but often does not eat there, or brookshires/walmart/super one
Walmart
PATH and St Paul, Walmart
Salvation Army, Hunger for Love, area churches, Super One when I have money
Super 1
Super 1, Walmart
Brookshires and occasionally Walmart
Food stamps-- human resource
grocery store
Salvation Army
mother, dollar store
Grocery store
Grocery store, food pantries
PATH and a church that's right up the street from PATH that I can't remember the name of
Pantries and Super 1
Super 1 and Walmart
Roommate buys it or I get it at Super 1
brookshires/ walmart
Super 1
store
walmart, superone
Azleboy Ranch
Salvation Army, mission tyler, PATH, trinity, first baptist
food pantry, PATH, family assistance, St Paul
Food bank, food stamps
Super one, Food pantry,
Walmart
Store
Restaurants (sister or her boyfriend buys)
Here in the house, they bring it and we cook it. (Veteran's home supplies it to him)
Friends give me food
The Veteran's Home (Pegues) provides it
The Veteran's home provides it
The Veteran's Home (Pegues)
Salvation Army
Super 1
grocery store
Grocery, PATH, other food pantries

PATH and outreach center
SNAP, brooksshires , dollar general, PATH, baptist church in Winona
Food banks
Salvation Army, PATH, grocery store
Super 1 or Brookshires
My church a lot of times or the grocery store
Super 1, PATH, and St. Paul's
Super 1
Fresh start provides my food
Veterans group home
walmart
Super 1
Food pantries or Brookshires
walmart
Super Market
brookshires or super one
Brookshires
Food banks , benevolence center, food stamps
Church food banks,Hunger for Love
Meals on wheels or dollar store
Grocery, PATH
walmart
Super 1
grocery store and local pantries

Statistic	Value
Total Responses	76

49. Do you need information on how to cook food for any of these special diets? (Read list and mark all that apply)

#	Answer	Bar	Response	%
1	Diabetes		18	64%
2	Hypertension		19	68%
3	Heart Disease		10	36%
4	HIV/AIDS		1	4%
5	Gluten free		3	11%
6	No, do not need information		2	7%
7	Other		0	0%

Other



Statistic	Value
Min Value	1
Max Value	6
Total Responses	28

50. Do you need information on food nutrition?

#	Answer	Bar	Response	%
1	Yes		24	31%
2	No		54	69%
	Total		78	


















Statistic	Value
Min Value	1
Max Value	2
Mean	1.69
Variance	0.22
Standard Deviation	0.46
Total Responses	78

51. Do you need to know how to store food so it will last longer?

#	Answer	Bar	Response	%
1	Yes		16	21%
2	No		62	79%
	Total		78	

Statistic	Value
Min Value	1
Max Value	2
Mean	1.79
Variance	0.17
Standard Deviation	0.41
Total Responses	78



52. Please tell me if you or someone in your household has any of these healthcare needs. (Read list and mark all that apply)

#	Answer	Bar	Response	%
1	Adult diagnosed with disability		32	44%
2	AIDS/HIV risk		0	0%
3	Child diagnosed with disability		7	10%
4	Dental care		46	64%
5	Diabetes		23	32%
6	Eye/vision care		34	47%
7	General Medical care		35	49%
8	Hearing care		16	22%
9	Heart Disease		10	14%
10	Hypertension		26	36%
11	Medical equipment		13	18%
12	Mental Health care		42	58%
13	NONE		31	43%
15	prescription medication (\$ for)		1	1%
16	Prosthesis		15	21%
17	Pulmonary Disease (COPD, Emphysema, Asthma)		1	1%
18	STD's (Sexually transmitted diseases)		5	7%
19	Substance abuse treatment		1	1%
20	Teen pregnancy		27	38%
21	Transportation to appointments		37	51%
22	Other		6	8%
23	sleep problems		0	0%

Other

Statistic	Value
Min Value	1
Max Value	22
Total Responses	72

53. Do you have health insurance or other health care coverage?

#	Answer	Bar	Response	%
1	Yes, please specify		48	62%
2	No		29	38%
	Total		77	

Yes, please specify	
Blue Cross & Medicare	
Medicaid	
Medicare and Medicaid	
Medicare	
Idigent care	
Blue Cross/Blue Shield of Alabama	
Medicaid and Medicare	
Blue Cross Blue Shield	
Amerigroup Medicaid	
Medicaid Only	
Medicaid	
Medicare; Medicaid	
on parent's insurance	
through work	
Health Spring	
Medicaid	
bcbs	
Medicaid and Medicare	
It will not be affective until Aug 1 and it is BCBS	
mricaid	
Medicaid	
Medicaid/Medicare	
Just the VA helping pay for everything and helping me with everything.	
Medicaid	
VA	
Medicare and VA	
Medicare; Tri-Care	
Medicaid	
Medicare and Medicaid	
Medicaid	
Medicaid	
Medicaid	
Medicaid	
Medicaid and medicare	
Veteran's Affairs Hospital Insurance	
Medicare	
medicare	
Medicaid and medicare	
Medicaid	
state	
US Military Services	
medicare, medicaid, private	
Medicare and TRicare	
Medicaid and Medicare	
Medicaid and Medicare	
blue cross blue shield	
Medicaid	

Amerigroup





Statistic	Value
Min Value	1
Max Value	2
Mean	1.38
Variance	0.24
Standard Deviation	0.49
Total Responses	77

54. Are there others in your household who are uninsured?

#	Answer	Bar	Response	%
2	Yes		11	26%
1	No, others in household have insurance		21	49%
3	No others in my household		11	26%
	Total		43	

Statistic	Value
Min Value	1
Max Value	3
Mean	1.77
Variance	0.71
Standard Deviation	0.84
Total Responses	43













55. Who provides your health insurance?

#	Answer	Bar	Response	%
1	Self		1	2%
2	Employer		6	13%
3	Government		33	69%
4	Other		8	17%
	Total		48	

Other
previous employer and government
Medicare
parents
american group, aarp
I bought my Medicare and Government pays for my VA
The VA
Health Spring
Amerigroup



Statistic	Value
Min Value	1
Max Value	4
Mean	3.00
Variance	0.38
Standard Deviation	0.62
Total Responses	48

56. Tell me if you have any of these financial needs or problems. (Read list and mark all that apply)

#	Answer	Bar	Response	%
1	Achieving a "living wage" of income (if you achieve a "living wage" it means you don't need help from social services or government programs)		51	67%
2	Health insurance		35	46%
3	Car insurance		19	25%
4	Home/Renter insurance		16	21%
5	Need help collecting child support		3	4%
6	Need TANF (temporary assistance for needy families)		11	14%
7	Budgeting- getting the most from your money & prioritizing		19	25%
8	Bank account		11	14%
9	NONE		28	37%
10	Have bad credit rating		33	43%
11	Have past due bills		23	30%
12	Currently in collections		11	14%

Statistic	Value
Min Value	1
Max Value	12
Total Responses	76

57. Are you a US veteran?

#	Answer	Bar	Response	%
1	Yes		13	17%
2	No		64	83%
	Total		77	



Statistic	Value
Min Value	1
Max Value	2
Mean	1.83
Variance	0.14
Standard Deviation	0.38
Total Responses	77

58. If you are, are you receiving veteran's benefits?

#	Answer	Bar	Response	%
1	Yes		6	46%
2	No		7	54%
	Total		13	



















Statistic	Value
Min Value	1
Max Value	2
Mean	1.54
Variance	0.27
Standard Deviation	0.52
Total Responses	13

59. If you are not receiving veteran's benefits, do you need help getting them?

#	Answer	Bar	Response	%
1	Yes		6	86%
2	No		1	14%
	Total		7	

Statistic	Value
Min Value	1
Max Value	2
Mean	1.14
Variance	0.14
Standard Deviation	0.38
Total Responses	7



60. If you are a veteran or dependent, do you need assistance with any of the following? (Read list and mark all that apply)

#	Answer	Bar	Response	%
1	Burial and Memorial		1	7%
2	Connecting to Veteran Organization		4	29%
3	Disability		3	21%
4	Education and Training		4	29%
5	Employment		4	29%
6	Health Care		4	29%
7	Healthcare for family members		0	0%
8	Housing		3	21%
9	Life Insurance		4	29%
10	Medals and records		2	14%
11	Medical benefits		6	43%
12	Mental Health Care		5	36%
13	Pension		1	7%
14	Reserve and Guard		2	14%
15	Special and Limited Benefits		1	7%
16	Transition Assistance		0	0%
17	Transportation		2	14%
18	VA claim Appeals		4	29%
19	Women Veteran Health Services		0	0%
20	Other		1	7%
21	None		3	21%

Other
 Not a Veteran-- #56 would not allow me to respond 'No'













Statistic	Value
Min Value	1
Max Value	21
Total Responses	14

61. Do you have any legal needs?

#	Answer	Bar	Response	%
1	Yes		14	19%
2	No		61	81%
	Total		75	

Statistic	Value
Min Value	1
Max Value	2
Mean	1.81
Variance	0.15
Standard Deviation	0.39
Total Responses	75

62. If yes, what kind of legal needs?

#	Answer	Bar	Response	%
1	Children's schooling		0	0%
2	Civil Rights/Liberties		4	29%
3	Community/Regional		0	0%
4	Discrimination related to Americans with Disabilities Act		1	7%
5	Family/Domestic		5	36%
6	Health Related		4	29%
7	Housing/Property		4	29%
8	Immigration		0	0%
9	Personal Economic/Injury		0	0%
10	Personal Finance/Consumer		3	21%
11	Public Benefits		3	21%
12	Small Business/ Farm		2	14%
13	Veteran		1	7%
14	Wills, Estates, Advanced Directives		2	14%
15	Work Related		2	14%
16	Other		4	29%

Other

High surcharges for traffic fines-need a lawyer

I was in prison and hurt my leg but i read that if I didn't file it in two years that I couldn't anymore, but a lawyer might still pick it up and I wonder can I sue for that?

trouble with law

Need guardianship for adult with disability

Statistic	Value
Min Value	2
Max Value	16
Total Responses	14

63. What have we not asked you about that you feel is important?

Text Response
No
Food assistance and being transported to the places that give people food.
More affordable and available pre-k. And it needs to not be so complicated to get into CCMS program for children.
No
Can't think of anything that was not covered
That even though i said Im working I still live with my mother I only work 8hrs a week taking care of mom. I am disable myself and can't do much
nothing
Nothing
nothing
I know there is help out there, but I don't know how to go about getting it.
I think you've covered most everything.
No
Needs assistance with glasses and transportation needs. You did ask about transportation but it is a real problem for me.
Going to the places to get help. I mean it could be food or clothing or things like that-- anything that'll help.
No
I don't think anything.
That's all.
I can't think of anything.
I think that the county ought to offer more mental assistance to people with mental disabilities.
Nothing
Nothing I can think.
I cant thing of anything
predators, background checks
I don't know.
Nothing, you covered everything
None
Nothing
Well you've covered a myriad of subjects, I can't think of anything.
Nothing.
Nothing.
Nothing.
I got to find my daughter to see if she's alive and doing alright.
Um, that's a loaded question, I don't know.
Most important thing is to help me get to Phoenix so I can achieve my goals.
How is my well-being.
Nothing.
Nothing.
About my probation because a lot of people with mental illness are on probation.
Nothing really. Everything's on there.
Nothing.
Everything's been covered.
I can't think of anything.
It's good you covered it all
Support groups and how they help with things like getting out of the house when I can't do it alone.
pretty well covered
More specific about medical care.
more people need to know about ut health northeast
You covered a lot and I cant thing of anything else
Not much really.
Help for people after they get out of prison / Free medical care until I can get work or disability
I think you got it all there.
Nothing.

Nothing	
Statistic	Value
Total Responses	53

64. What need do you have that we have not asked you about?

Text Response
No
No
Help people with diabetes, especially with getting food to fit their diet. Need more money on food stamps to be able to buy food for this diet.
Can't think of anything at this moment
none
None
none
None
Nothing that I can think of.
Nothing
I need some shoes! Tennis shoes, something I could walk in and I got a big foot-- it's not easy, I wear a size 12.
I don't know. I can't think of any.
Well, I don't know, just the dental help.
You said it all.
Justice system needs to work on the reasons of why they take some people to jail. Example: walking on the wrong side of the street.
I need life insurance that's cheap.
Nothing, I'm doing pretty well. If I could find affordable housing or rent assistance, I'd be just fine where I'm at.
Nothing I can think of.
Nothing.
Nothing that I can think of
A housing need cause I don't wanna live with my momma forever.
You have asked everything
None
Nine
I need legal assistance very, very badly. I don't have the money to support the hourly cost an attorney would require.
Nothing.
Andrew's center needs to know more about how veterans are and hire people to work here who are veterans or who know more about us.
You asked about everything.
More info about services available.
I need information about different medical problems/symptoms like diabetes and hypertension.
Nothing.
(Shook head no)
My biggest need would probably be a bus.
I just need to know where to go to get financial help.
Need to pass out more commodities.
A room in the Andrews center where people can go to cool off and relax. A quiet, private room.
I think you covered 'em all.
You didn't ask about support groups and I need them in my life to help get by day to day.
Nothing.
Nothing.
You've received every answer from me towards all my needs.
None.
You covered all my needs
Help getting gifts for my grand kids on Christmas and help with getting other basic things. I used to have a caseworker that helped with that but she got cancer and had to stop working.
spiritual needs
Nothing
none I am blessed
None
(Shook head no)
You got everything.
You asked about it all.

Nothing

Statistic	Value
Total Responses	52

65. Interviewer: Please record below any information you think might be useful about this particular interview or participant. If applicable, indicate anything unusual or any break from protocol that may have occurred.

Text Response
participant seemed more eager to tell about needs than other participants.
N/A
Client's husband assisted her in answering the questions
This particular survey froze on Q55. When I re-entered the interview form, it restarted on Q56. I was able to complete the survey without any issues after this incident.
cheerful, sweet, open
anxious, uncomfortable, tired-looking
Friendly, laid back, veteran
Nothing
N/A
The participant has never been married but she has two sons (15 and 17 years) from different fathers and each is staying with their father.
Participant wanted to discuss his life and experiences before beginning survey (took about 15 min)
Individual wants to move from sister's house who lives in Athens Tx, Henderson County and wants assistance finding a place on her own.
Questions 51, 56, and 60 did not allow responses to be input-- forced to continue to next questions without responding. Attempted to go back and fill in after survey completed, but same problem occurred.
Client wanted to talk in length about personal experiences and go in depth about his responses. This made him more comfortable and willing to answer my questions. Spent an hour together.
Though the answers came from the wife, the husband was also here. Once or twice, he corrected the answer, and once or twice she consulted him. i do not think these instances really made a difference in the answers.
Veterans like to talk a lot and elaborate (in length) on every response given. Spent an hour together.
Spent an hour together because he liked to elaborate on all responses.
Subject was mildly sedated during assessment due to being heavily medicated, but he demonstrated clear understanding of the study, his rights, and all questions asked.
Extremely friendly, very self aware.
After starting Survey individual realized they had completed survey at Andrews Center already
Client fell asleep often, had to wake him and reiterate some questions.
Client schizophrenic and tangential-- had to redirect back to topic numerous times
Nothing
very nice and wants her name to be used on any marketing for ut health northeast
Nothing

Statistic	Value
Total Responses	25