

# Depression

Last Modified: 09/08/2013  
Filter By: Report Subgroup

1. Name of Interviewer:

Text Response
Kristin N. Carrillo
Kristin N. Carrillo
Reilly
Lindsey Little, LCDC
Denise Nicole Brown
reilly
Stephanie Guzman
Denise Nicole Brown
Kristin N. Carrillo
Kristin N. Carrillo
Kristin N. Carrillo
Denise Nicole Brown
Kristin N. Carrillo
Reilly
Grayson Burgess
Denise Nicole Brown
Stephanie Guzman
Chastity Lane
reilly
Susan Hill
Kim Bush
Reilly
Ana Martinez
Stephanie Guzman
Grayson Burgess
christie cofer
Grayson Burgess
Reilly
Barbara Landreth
Barbara Landreth
Kim Bush
Kristin N. Carrillo
Denise Nicole Brown
Kristin N. Carrillo
Kristin N. Carrillo
Kristin N. Carrillo
Kristin N. Carrillo
Judy Porter
Reilly
Carlton Allen
Reilly
Denise Nicole Brown
Pat Krahn
Stephanie Guzman
Kristin N. Carrillo
Kristin N. Carrillo
Kristin N. Carrillo
Kristin N. Carrillo

jessica barkell
jessica barkell
Kristin N. Carrillo
Kristin N. Carrillo
Terri O'Sullivan
Terri O'Sullivan
Kit Covington
Barbara Landeth
Barbara Landreth
Barbara Landreth
Denise Nicole Brown
Denise Nicole Brown
Denise Nicole Brown
reilly
Denise Nicole Brown
Denise Nicole Brown
Denise Nicole Brown

Statistic	Value
Total Responses	65

2. My name is (name of interviewer), and I am a/an (student, volunteer, staff member) at (name of institution/facility). I am inviting you to participate in a research study. Involvement in the study is voluntary, so you may choose to participate or not. I am going to explain the study to you. Please feel free to ask any questions that you may have about the research; I will be happy to explain anything in greater detail. I am interested in learning more about your family's resources and needs. You will be asked to answer survey questions that include education, employment, housing, healthcare, and other basic needs. This will take approximately 30 - 45 minutes of your time. All information will be kept anonymous. This means that your name will not appear anywhere and no one except me will know about your specific answers. The benefit of this research is that you will be helping the East Texas Human Needs Network to better understand our community needs, the resources available, and the services that are still needed. This information will help us to work together to address services that are needed the most. There are no risks to you for participating in this study, and no penalty for not participating. If you do not wish to continue, you have the right to stop, at any time. Before we begin, I want to make sure that you understand the information I have told you about this project and your rights. Please tell me in your own words what you understand about this project and your rights as a participant. (if they are unsure or unclear about any elements of information, tell them again, and ask again that they tell you what they understand.) Now that you understand the study, are you willing to help me with this survey?

#	Answer	Bar	Response	%
4	Yes		94	100 %
5	No		0	0 %
6	Already completed. Where?		0	0 %
	Total		94	

**Already completed. Where?**

Statistic	Value
Min Value	4
Max Value	4
Mean	4.00
Variance	0.00
Standard Deviation	0.00
Total Responses	94

3. Today's date?

Text Response
06/19/13
06/19/13
06/19/13
06/19/13
06/19/13
06/20/13
06/21/13
06/21/13
06/21/13
06/24/13
06/24/13
06/24/13
06/24/13
06/24/13
06/25/13
06/25/13
06/25/13
06/26/13
06/26/13
06/26/13
06/26/13
06/27/13
06/27/13
06/27/13
06/27/13
06/27/13
07/01/13
07/01/13
07/01/13
07/02/13
07/02/13
07/03/13
07/03/13
07/03/13
07/05/13
07/08/13
07/08/13
07/08/13
07/08/13
07/08/13
07/09/13
07/09/13
07/10/13
07/10/13
07/10/13
07/10/13
07/10/13
07/10/13
07/11/13
07/11/13
07/11/13
07/12/13

07/12/13
07/12/13
07/12/13
07/13/13
07/13/13
07/15/13
07/15/13
07/15/13
07/15/13
07/15/13
07/16/13
07/16/13
07/16/13
07/19/13
07/19/13
07/19/13
07/22/13
07/29/13
07/23/13
07/23/13
07/23/13
07/23/13
07/23/13
07/23/13
07/23/13
07/23/13
07/24/13
07/24/13
07/24/13
08/24/13
07/25/13
07/27/13
07/27/13
07/27/13
07/28/13
07/29/13
07/29/13
07/29/13
07/31/13
07/31/13
07/31/13
07/31/13

Statistic	Value
Total Responses	93

4. Location of interview:

#	Answer	Bar	Response	%
1	Allegiance Home Health		1	1%
2	Andrews Center		22	23%
3	ETCADA		2	2%
4	ETCIL		0	0%
5	ETMC		2	2%
6	Gateway to Hope		14	15%
7	Literacy Council of Tyler		9	10%
8	Mission Tyler / Hunger for Love		6	6%
9	New Creation Foundation		0	0%
10	PATH		16	17%
11	Salvation Army		0	0%
12	Total Healthcare Center		0	0%
13	UT Health Northeast		9	10%
14	Veterans and Community Roundtable		0	0%
15	Other		13	14%
	Total		94	

Other
East Texas Crisis Center
East Texas Crisis Center
ETCC
ETCC
ETCC
ETCC
ETCC
ETCC
ETCC
ETCC
ETCC
ETCC
ETCC
Fresh Start veterans group home

Statistic	Value
Min Value	1
Max Value	15
Mean	7.74
Variance	20.36
Standard Deviation	4.51
Total Responses	94

5. What is your age?











Text Response
34
31
37
43
43
48
27
73
57
65
51
52
30
36
27
42
45
35
26
34
48
38
46
54
49
51
35
22
42
21
28
48
55
32
39
54
28
42
42
22
69
50
58
43
35
20
75
55
50
42
68
32

29
56
58
23
68
53
17
34
42
26
34
69
33
68
43
55
33
28
48
44
40
37
66
62
23
41
58
62
47
56
54
56
54
34
25
21
23
25
21
57
60

Statistic	Value
Total Responses	93



6. How far did you go in School?

#	Answer	Bar	Response	%
1	8th grade or less		7	7%
2	Associate's Degree		8	9%
3	Bachelor's Degree		3	3%
4	Did not attend school		0	0%
5	Doctoral Degree		0	0%
6	GED		12	13%
7	High School Diploma		18	19%
8	Master's Degree		2	2%
9	Other?		3	3%
10	Professional Certification		0	0%
11	Some College		15	16%
12	Some High School		24	26%
13	Trade School		2	2%
	Total		94	

Other?
obtaining Masters
11th grade
graduated and 2 years of nursing LVN

Statistic	Value
Min Value	1
Max Value	13
Mean	8.00
Variance	14.45
Standard Deviation	3.80
Total Responses	94

7. I am going to read you a list of agencies in our community. Please tell me if each one is providing you and your family with help?

#	Answer	Bar	Response	%
1	Andrew's Center		41	45%
2	Benevolence Center (East Erwin Church)		8	9%
3	Bethesda Clinic		12	13%
4	Community Health Clinic (Glenwood)		4	4%
5	Cornerstone Assistance Network		2	2%
6	East Texas Center for Independent Living		2	2%
7	East Texas Crisis Center		14	15%
8	Goodwill		18	20%
9	Literacy Council		3	3%
10	Loaves & Fishes (Christ Episcopal)		6	7%
11	Meals on Wheels		10	11%
12	Parents Services		1	1%
13	PATH		45	49%
14	Salvation Army		32	35%
15	St. Paul Children's Foundation		16	17%
16	St. Vincent de Paul (Cathedral)		16	17%
17	Tyler AIDS Services		1	1%
18	Transportation Agency		22	24%
19	Other (please specify)		11	12%
20	NONE		4	4%

Transportation Agency	Other (please specify)
	DARS
	etcada
	Mission Tyler
	a church but I can't think of the name, it's right down the road from PATH
	First Baptist Church
	Noonday Community Center
Go Bus	Medical Transportation
Medicaid transportation through Andrews center	Ut tyler family practice
	My church- in Flint (something like Shraunerback-he wasn't sure how to spell it.
	parents
	St. Marys Catholic church in Gresham
Andrew's Center and Medical Trans in Canton (Angela)	
Andrew's Center Transportation	
Andrew's Center Transportation	
Andrew's Center Transportation	
Yellow Cab gives me a discount, Andrew's Center helps me get to doctor's appointments and psych appointments	
Andrew's Center	
JCC Transportation	
Medicaid	
Tyler transit	
GoBus	
Tyler Transit	
Tyler Transit, cab	
Togo bus for royal transit	
Van in group home	
Andrew's center transport	
Andrews center transport	
Medical Transportation	

Para transit taxi	
Tyler Transit	





Statistic	Value
Min Value	1
Max Value	20
Total Responses	92

8. Are you able to work?

#	Answer	Bar	Response	%
1	Yes		47	50%
2	No		47	50%
	Total		94	

Statistic	Value
Min Value	1
Max Value	2
Mean	1.50
Variance	0.25
Standard Deviation	0.50
Total Responses	94

9. What is your employment status?

#	Answer	Bar	Response	%
1	Full time		8	17%
2	Part time		9	19%
3	Seasonal		0	0%
4	Unemployed		29	62%
5	Not working, retired		1	2%
	Total		47	

Statistic	Value
Min Value	1
Max Value	5
Mean	3.13
Variance	1.59
Standard Deviation	1.26
Total Responses	47

10. Are you satisfied with your job?

#	Answer	Bar	Response	%
1	Yes		14	78%
2	No		4	22%
	Total		18	

Statistic	Value
Min Value	1
Max Value	2
Mean	1.22
Variance	0.18
Standard Deviation	0.43
Total Responses	18

11. Are you currently looking for work?

#	Answer	Bar	Response	%
1	Yes		22	76%
2	No		7	24%
	Total		29	

Statistic	Value
Min Value	1
Max Value	2
Mean	1.24
Variance	0.19
Standard Deviation	0.44
Total Responses	29

12. If you are unemployed, please tell me about the reasons that you are unemployed. (Don't read the list, just check all that apply based on what they tell you. If legal difficulties are mentioned, ask if you can read a list of specific legal issues for them to tell you yes or no on each.)









#	Answer	Bar	Response	%
1	Attempting to flee domestic abuse or sexual assault		2	7%
2	Criminal Background		0	0%
3	Criminal background: Misdemeanor		2	7%
4	Criminal background: felony		2	7%
5	Criminal background: deferred adjudication		0	0%
6	Criminal background: probation		0	0%
7	Criminal background: awaiting outcome		0	0%
8	Domestic violence/sexual assault victim		4	14%
9	Drug/alcohol problem		3	11%
10	Lack childcare		0	0%
11	Lack permanent address		2	7%
12	Lack proper clothing		3	11%
13	Lack skills/education		6	21%
14	Lack transportation		7	25%
15	Lack US documents		0	0%
16	Language barrier		1	4%
17	Layoff or Downsizing		2	7%
18	Learning/developmental disability		1	4%
19	Mental health problem		2	7%
20	Other health issues		2	7%
21	Permanent physical disability		1	4%
22	Sexual orientation or gender identity		1	4%
23	Temporary physical disability		0	0%
24	Unaccompanied youth		0	0%
25	Other (please specify)		12	43%

Other (please specify)
vendio su negocio
Recently Relocated
on SSI, can only work certain amount
Applying but not being hired
just moved here
scheduling conflicts
Trouble finding a job
Unable to locate employment
Full-time student
Looking for job
Currently seeking employment
lack of birth certificate

Statistic	Value
Min Value	1
Max Value	25
Total Responses	28



13. Please tell me if you would like help with any of these job related activities? (Read list and check all that apply)

#	Answer	Bar	Response	%
1	Career assessment		17	38%
2	Career/job training		23	51%
3	Job search strategies		21	47%
4	Job Interviewing skills		19	42%
5	Resume writing		22	49%
6	Career Information options		22	49%
7	Work clothes		23	51%
8	None		11	24%




Statistic	Value
Min Value	1
Max Value	8
Total Responses	45

14. Do you have reliable telephone access?

#	Answer	Bar	Response	%
1	Yes		80	85%
2	No		14	15%
	Total		94	

Statistic	Value
Min Value	1
Max Value	2
Mean	1.15
Variance	0.13
Standard Deviation	0.36
Total Responses	94

15. Which kinds of telephones do you have? (Mark all that apply)

#	Answer	Bar	Response	%
1	Home phone		28	35%
2	Cell phone		70	88%
3	Work phone		7	9%







Statistic	Value
Min Value	1
Max Value	3
Total Responses	80

16. Do you have access to the Internet?

#	Answer	Bar	Response	%
1	Yes		54	57%
2	No		40	43%
	Total		94	

Statistic	Value
Min Value	1
Max Value	2
Mean	1.43
Variance	0.25
Standard Deviation	0.50
Total Responses	94

17. Where do you usually check the internet? (Read List, check all that apply)

#	Answer	Bar	Response	%
1	At home		28	53%
2	At work		4	8%
3	At the library		9	17%
4	At a friend's home		2	4%
5	At a family member's home		5	9%
6	Other		26	49%

Other
Literacy Council of Tyler
on cell phone
anywhere with free wifi
Gateway to Hope
ETCC Computer Lab
at school
Texas Workforce Commission, Gateway to Hope
Gateway to hope
Gateway to Hope
the workforce center
UT Tyler
Gateway to hope
Cell phone
Senior Apartment Center
Gateway
Gateway to Hope
Veterans home
iphone
Cell phone
Gateway to hope
Gateway to Hope
Gateway to Hope
Gateway to Hope
Gateway to Hope, Wireless Network
Gateway to Hope
Gateway to Hope

Statistic	Value
Min Value	1
Max Value	6
Total Responses	53












18. What is your Zip code?

Text Response
75708
75708
75702
75706
75792
75701
75711
75701
75792
75758
75702
75702
75708
75789
75702
75701
75702
75702
75701
75703
75702
75701
75711
75701
75756
75707
75702
75702
75702
75703
75789
75771
75704
75711
75703
75701
75701
75701
75701
75704
75652
75702
75703
75707
75703
75703
unknown
75701
75701
75707
75708
75707

75708
75702
75702
75703
75702
75713
75702
75704
75702
Not sure, currently staying with salvation army in tyler.
75702
75701
75792
75758
75707
75701
75702
75662
75701
75791
75762
75702
75701
75702
75701
75703
75701
75762
75704
75792
75702
75702
74703
75702
75704
75703
75707
75702
75702
75702

Statistic	Value
Total Responses	92

19. In what town do you usually stay?

#	Answer	Bar	Response	%
1	Arp		0	0%
2	Bullard		0	0%
3	Chapel Hill		1	1%
4	Flint		1	1%
5	Gladewater		1	1%
6	Gresham		0	0%
7	Lindale		1	1%
8	Mineola		0	0%
9	Noonday		0	0%
10	Outside of Smith County		2	2%
11	Rural Smith County		1	1%
12	Smith County		0	0%
13	Troup		2	2%
14	Tyler		74	79%
15	Whitehouse		1	1%
16	Winona		5	5%
17	Other		5	5%
	Total		94	

Other
Chandler
Brownsboro
Chanler
Chapel hill
Dogwood City

Statistic	Value
Min Value	3
Max Value	17
Mean	13.74
Variance	4.88
Standard Deviation	2.21
Total Responses	94



20. What is your housing status?

#	Answer	Bar	Response	%
1	Own		14	15%
2	Rent		39	42%
3	Staying with friends or family		18	19%
4	Homeless- streets/car		7	8%
5	Homeless - shelter		6	6%
6	Homeless - transitional housing (HUD temporary)		1	1%
7	Hotel/motel		0	0%
8	Nursing/long term care		0	0%
9	Assisted living		1	1%
10	Group home		1	1%
12	Halfway house		0	0%
11	Other		6	6%
	Total		93	

**Other**

taking care of a property in exchange for rent

buying

tent



Tent

Received 3 day eviction notice.

Family-owned home in which he lives alone (does not own it himself or live with other relatives)








Statistic	Value
Min Value	1
Max Value	11
Mean	3.17
Variance	6.54
Standard Deviation	2.56
Total Responses	93

21. Are you Hispanic or Latino

#	Answer	Bar	Response	%
1	Yes		11	12%
2	No		81	88%
	Total		92	

Statistic	Value
Min Value	1
Max Value	2
Mean	1.88
Variance	0.11
Standard Deviation	0.33
Total Responses	92





22. What is your race

#	Answer	Bar	Response	%
1	American Indian or Alaska Native		0	0%
2	Asian		0	0%
3	Black or African American		21	22%
4	Native Hawaiian or Other Pacific Islander		2	2%
5	White		64	68%
6	American Indian or Alaska Native and White		2	2%
7	Asian and White		1	1%
8	Black or African American and White		2	2%
9	American Indian or Alaska Native and Black or African American		0	0%
10	Other Multiple race combinations greater than one percent		2	2%
	Total		94	

Other Multiple race combinations greater than one percent
hispanic and white
Half white half Latino

Statistic	Value
Min Value	3
Max Value	10
Mean	4.74
Variance	1.65
Standard Deviation	1.29
Total Responses	94

23. What language do you speak at home?







#	Answer	Bar	Response	%
1	English		83	88%
2	Spanish		3	3%
4	Spanish and English		6	6%
3	Other (please specify)		2	2%
	Total		94	

Other (please specify)

English and sign language

Statistic	Value
Min Value	1
Max Value	4
Mean	1.27
Variance	0.63
Standard Deviation	0.79
Total Responses	94

24. What is your marital status?

#	Answer	Bar	Response	%
1	Single		39	41%
2	Married		13	14%
3	Widowed		6	6%
4	Divorced		21	22%
5	Separated		8	9%
6	Living with romantic partner		7	7%
	Total		94	

Statistic	Value
Min Value	1
Max Value	6
Mean	2.65
Variance	2.94
Standard Deviation	1.71
Total Responses	94

25. Do you have minor children (under 18)?

#	Answer	Bar	Response	%
1	Yes		34	37%
2	No		59	63%
	Total		93	

Statistic	Value
Min Value	1
Max Value	2
Mean	1.63
Variance	0.23
Standard Deviation	0.48
Total Responses	93

26. Are you your child(ren)'s primary caretaker?

#	Answer	Bar	Response	%
1	Yes		19	53%
2	No		17	47%
	Total		36	

Statistic	Value
Min Value	1
Max Value	2
Mean	1.47
Variance	0.26
Standard Deviation	0.51
Total Responses	36

27. If you have children or other dependents under your care: What is your family situation?








#	Answer	Bar	Response	%
1	Single mom		12	17%
2	Single dad		0	0%
3	Two parents		5	7%
4	Raising own children and children of others		1	1%
5	Raising children of other family members (I am a grandparent, aunt, etc.)		4	6%
6	Raising someone else's children, not family		0	0%
7	Foster parents		0	0%
8	Shared custody		4	6%
9	Other		14	20%
10	No children		29	42%
	Total		69	

Other
children reside with their father
aunt takes care of children right now
Children over age of 18
No underage children (5 over age of 18)
Incompetent- no access to son
Son lives with mother
not able to visit them
older children
mother has child
Child lives with grandmother
children grown
child is ward of the state
Sister

Statistic	Value
Min Value	1
Max Value	10
Mean	7.23
Variance	12.56
Standard Deviation	3.54
Total Responses	69



28. Who provides your childcare? (or dependent care)? (Check all that apply)

#	Answer	Bar	Response	%
1	Self		13	41%
2	Friends		4	13%
3	Family		11	34%
4	Church		0	0%
5	Daycare		3	9%
6	Have to leave children alone		14	44%
7	Before and/or after school on campus		2	6%
8	Other		2	6%
9	Children/dependents are old enough to stay home alone		0	0%

**Other**



Statistic	Value
Min Value	1
Max Value	8
Total Responses	32

29. Is your child (or dependent) care provider dependable?

#	Answer	Bar	Response	%
1	Yes		13	59%
2	No		9	41%
	Total		22	





Statistic	Value
Min Value	1
Max Value	2
Mean	1.41
Variance	0.25
Standard Deviation	0.50
Total Responses	22

30. Do you need different childcare (dependent care) help?

#	Answer	Bar	Response	%
1	Yes		6	18%
2	No		28	82%
	Total		34	

Statistic	Value
Min Value	1
Max Value	2
Mean	1.82
Variance	0.15
Standard Deviation	0.39
Total Responses	34



31. What kind of childcare (dependent care) help do you need?

#	Answer	Bar	Response	%
1	Daycare center		3	50%
2	Before/ after school care		5	83%
3	Care for child with special needs		1	17%
4	Other (please specify)		3	50%
5	Evening hours due to work shift schedule		0	0%

Other (please specify)



Statistic	Value
Min Value	1
Max Value	4
Total Responses	6

32. Have you ever lost a job because you didn't have dependable child or dependent care?

#	Answer	Bar	Response	%
1	Yes		13	25%
2	No		40	75%
	Total		53	

Statistic	Value
Min Value	1
Max Value	2
Mean	1.75
Variance	0.19
Standard Deviation	0.43
Total Responses	53






**33.** Are you caring for adult children or adult dependents including seniors?  
(Due to mental or physical disability)

#	Answer	Bar	Response	%
1	Yes (Specify)		18	20%
2	No		72	80%
	Total		90	

Yes (Specify)
mother and father-in-law
adult daughter, 18 years old, she has ADHD and has a learning disability
Mother
mom and dad
takes care of elderly man
mental disability
My husband who has bipolar and rheumatoid arthritis
Stepfather
mother
adult daughter
Daughter
friend with disability
mother
My friend is real sick and he lives with me. He's dyslexic and bipolar.
mother
Help mom to bathroom and with cleaning
parents

Statistic	Value
Min Value	1
Max Value	2
Mean	1.80
Variance	0.16
Standard Deviation	0.40
Total Responses	90









34. Who provides care for the adult children or adult dependents? (Check all that apply)

#	Answer	Bar	Response	%
1	Self		14	82%
2	Friends		0	0%
3	Family		4	24%
4	Church		1	6%
5	Daycare		0	0%
6	Have to leave elder/senior alone		4	24%
8	Other		6	35%
9	Able to stay home alone		0	0%

**Other**

Statistic	Value
Min Value	1
Max Value	8
Total Responses	17

35. How many people live where you stay?

#	Answer	Bar	Response	%
1	1		22	23%
2	2		24	26%
3	3		23	24%
4	4		7	7%
5	5		5	5%
6	6		5	5%
7	7		3	3%
8	8		0	0%
9	9		0	0%
10	10		0	0%
11	Other (please specify)		5	5%
	Total		94	

Other (please specify)

11  
live alone  
Homeless- shelter  
Group veterans home 6 max  
Live at Salvation Army

Statistic	Value
Min Value	1
Max Value	11
Mean	3.17
Variance	5.91
Standard Deviation	2.43
Total Responses	94



36. Is your household income more or less than [state response amount that matches the number of people in the household from above]

#	Question	MORE than	LESS than	Total Responses	Mean
1	Family of 1- \$11,490	6	29	35	1.83
2	Family of 2- \$15,510	5	18	23	1.78
3	Family of 3- \$19,530	4	14	18	1.78
4	Family of 4- \$23,550	0	6	6	2.00
5	Family of 5- \$27,570	2	2	4	1.50
6	Family of 6- \$31,590	0	5	5	2.00
7	Family of 7- \$35,610	0	2	2	2.00
8	Family of 8- \$39,630	0	0	0	0.00
9	Family of 9- \$43,650	0	0	0	0.00
10	Family of 10- \$47,670	0	0	0	0.00
11	For each additional Family member add: \$4,020	0	1	1	2.00

For each additional Family member add: \$4,020

\$51,690

Statistic	Family of 1- \$11,490	Family of 2- \$15,510	Family of 3- \$19,530	Family of 4- \$23,550	Family of 5- \$27,570	Family of 6- \$31,590	Family of 7- \$35,610	Family of 8- \$39,630	Family of 9- \$43,650	Family of 10- \$47,670	For each additional Family member add: \$4,020
Min Value	1	1	1	2	1	2	2	-	-	-	2
Max Value	2	2	2	2	2	2	2	-	-	-	2
Mean	1.83	1.78	1.78	2.00	1.50	2.00	2.00	0.00	0.00	0.00	2.00
Variance	0.15	0.18	0.18	0.00	0.33	0.00	0.00	0.00	0.00	0.00	0.00
Standard Deviation	0.38	0.42	0.43	0.00	0.58	0.00	0.00	0.00	0.00	0.00	0.00
Total Responses	35	23	18	6	4	5	2	0	0	0	1














37. Which of these monthly bills do you pay? (Read list and check all that apply)

#	Answer	Bar	Response	%
1	Cable/Satellite TV		34	36%
2	Car/Transportation		32	34%
3	Child Care		3	3%
4	Child Support		7	7%
5	Credit Cards		17	18%
6	Food		68	72%
7	Gasoline		53	56%
8	Insurance		42	45%
9	Internet		22	23%
10	Loans		19	20%
11	Loans- Payday		5	5%
12	Loans- School		6	6%
13	Medical		29	31%
14	Mortgage		7	7%
15	Phone- cell		62	66%
16	Phone- house		19	20%
17	Rent		45	48%
18	Utilities		50	53%
19	other		11	12%
20	None		0	0%

**other**

Statistic	Value
Min Value	1
Max Value	19
Total Responses	94

38. I am going to read you a list of sources from which you might be getting income? Please tell me which ones you do receive income from. (Mark all that apply)

#	Answer	Bar	Response	%
1	Child support		7	9%
2	Employer wages		21	27%
3	Family/Friends		30	38%
4	Kindness of strangers		13	17%
5	NO INCOME		5	6%
6	Other (please specify)		13	17%
7	Pension/Retirement		1	1%
8	SS		1	1%
9	SSI/SSDI		2	3%
10	Student grants/loans		3	4%
11	TANF (Temporary assistance for needy families)		3	4%
12	Unemployment benefits		0	0%
13	VA benefits		16	21%

Other (please specify)	
1	
1	
1	
1	

Statistic	Value
Min Value	1
Max Value	13
Total Responses	78

39. Tell me if you or a household member receive any of these types of assistance? (Read list and mark all that apply)

#	Answer	Bar	Response	%
1	CHIPS- Children's Medicaid		14	19%
2	Department of Family and Protective Services (DFPS)		3	4%
3	Dept. of Assistive and Rehabilitative Services (DARS)		7	10%
4	Dept. of State Health Services (DSHS)		4	6%
5	Housing Voucher (Section 8)		3	4%
6	Medicaid		37	51%
7	Medicare		27	38%
8	SNAP (Food stamps)		47	65%
9	TANF- Temporary Assistance for Needy Families		1	1%
10	Texas Workforce Commission		6	8%
11	WIC- Woman, infants, and children nutrition assistance		5	7%
12	Women's Health Services		2	3%
13	NONE		3	4%
14	Other		11	15%
15	Area Agency on Aging		5	7%
16	Department of Aging and Disability Services (DADS)		0	0%

**Other**
















Statistic	Value
Min Value	1
Max Value	15
Total Responses	72

40. Do you or someone in your household have educational needs?

#	Answer	Bar	Response	%
1	Yes, me		29	31%
2	Yes, a household member		17	18%
3	Yes, a household member and me		6	6%
4	No		41	44%
Total			93	




Statistic	Value
Min Value	1
Max Value	4
Mean	2.63
Variance	1.76
Standard Deviation	1.33
Total Responses	93

41. Tell me if you have any of these School/Education related needs. (Read list and check all that apply)

#	Answer	Bar	Response	%
1	Adult Basic Education		15	28%
2	Adult Education (i.e. computer classes)		13	25%
3	ARD Assistance (Special Education services at school)		8	15%
4	Child's behavior concern		5	9%
5	Child's homework/schoolwork concerns		7	13%
6	Child's school attendance concerns		3	6%
7	Child's standardized exams STARR		4	8%
8	Money for tuition. (School, College, Trade School)		22	42%
9	Difficulty reading (adult)		14	26%
10	Difficulty reading (child)		7	13%
11	English as a second language		7	13%
12	GED/High School Diploma		23	43%
13	Need clothes for school		18	34%
14	None		32	60%
15	Obtaining money for school supplies, books, etc.		8	15%
17	Other		0	0%

Other	
Statistic	Value
Min Value	1
Max Value	15
Total Responses	53

42. In the past 24 months has your child had to transfer schools because you moved?

#	Answer	Bar	Response	%
1	Yes		7	8%
2	No		24	27%
3	Not applicable, no school aged child		59	66%
	Total		90	

Statistic	Value
Min Value	1
Max Value	3
Mean	2.58
Variance	0.40
Standard Deviation	0.64
Total Responses	90

43. If yes, How many times?












Text Response	
1	
1	
2	
1	
2	
2	
2	

Statistic	Value
Total Responses	7
















44. Tell me if you have any of the following housing related needs? (Read list and mark all that apply)

#	Answer	Bar	Response	%
1	Home not safe- structure		11	15%
2	Housing not affordable		25	35%
3	furniture or household goods		40	56%
4	handicap access or modification		11	15%
5	mortgage or rent assistance		29	40%
6	other medical related accommodations		17	24%
7	pet friendly environment		20	28%
8	repairs		29	40%
9	utility assistance		36	50%
10	Neighborhood not safe		15	21%
11	NONE		11	15%
12	Other (Please specify)		0	0%

**Other (Please specify)**

Statistic	Value
Min Value	1
Max Value	11
Total Responses	72

45. Tell me if you need any of the following transportation related help? (Mark all that apply)

#	Answer	Bar	Response	%
1	car/truck		49	53%
2	bus tickets (\$ for bus)		30	32%
3	child safety seat(s)		5	5%
4	Driver's License		26	28%
5	gasoline		52	56%
6	information about bus routes/services		16	17%
7	Insurance		38	41%
8	auto repairs		27	29%
9	vehicle inspection		36	39%
14	Transportation for someone with disability		12	13%
10	vehicle registration		31	33%
12	Other that I did not mention (please specify)		3	3%
11	NONE		13	14%

Other that I did not mention (please specify)
maintenance for vehicles
Go Bus on Weekends
tires

Statistic	Value
Min Value	1
Max Value	14
Total Responses	93

46. Have you ever lost a job (or not been able to accept a job offer) because of transportation issues?

#	Answer	Bar	Response	%
1	Yes		42	45%
2	No		51	55%
	Total		93	

Statistic	Value
Min Value	1
Max Value	2
Mean	1.55
Variance	0.25
Standard Deviation	0.50
Total Responses	93

47. Please tell me if you are in need of help with any of these things: (Mark all that apply)

#	Answer	Bar	Response	%
1	Alcohol and drug abuse		9	10%
2	Anger control		22	23%
3	Caregiver support		9	10%
4	Couples communication		15	16%
5	Depression		94	100%
6	Disability counseling		24	26%
7	Elder abuse		2	2%
8	Family conflicts		32	34%
9	Making decisions/problem solving		36	38%
11	Parenting classes		8	9%
12	Personal problems		50	53%
13	Planning for the future/ Goal setting		32	34%
14	Post Traumatic Stress Disorder (PTSD)		31	33%
15	Self-esteem		46	49%
16	Spouse or child abuse		16	17%
17	Thoughts of suicide (in the past 6 months)		18	19%
18	Trauma		28	30%
19	Victimization		21	22%
20	other (please specify)		7	7%
10	NONE		1	1%

other (please specify)
anxiety, pain
Victim of family violence patient at andrews center
Senior Citizen Community Social Events
Legal Problems
Suspicious about roommate trying to poison or otherwise kill me and also I have thoughts about sex that I cannot stop
Panic attacks (4-5 hours each time)
Recovery from major accident stamina

Statistic	Value
Min Value	1
Max Value	20
Total Responses	94







48. Where do you usually get your food?

Text Response
Walmart, Supermercado Monterrey
Walmart, Food Bank
walmart or super one
supermarket
Siper One Foods
Super One Foods
ETCC Shelter
grocery store
food stamps and PATH
food bank in Athens, God's open hands
super market
PATH
super 1
Parents ho use
walmart or super one
use food stamps at grocery store
salvation army
super 1 and organizations
grocery store sometimes pantry
Brookshires
SAMs or Super one
PATH
SNAP, Grocery Stores, ETCC Shelter
Andrew's Center (2meals/day mon-thurs) or mother's house but often does not eat there, or brookshires/walmart/super one
Walmart
Food banks, grocery store
Super 1
Super 1, Walmart
Food stamps-- human resource
walmart or super 1
Grocery store
Salvation Army, Food Stamps, Loaves and Fishes, Mission Tyler
dollar tree and super 1
ETCC Shelter
mother, dollar store
PATH and a church that's right up the street from PATH that I can't remember the name of
Pantries and Super 1
Super 1 and Walmart
PATH, Some grocery
Roommate buys it or I get it at Super 1
Friends that they stay with or Salvation Army
Grocery
PATH, grocery store, Salvation Army, St Vincent de Paul
SNAP, ETCC Shelter
Grocery store brookshires
food stamps or family
Brookshires, Dollar Store
Salvation Army and uses SNAP card or church under the bridge or other churches serving food
here at the shelter
Food Banks/Pantries, Grocery Stores with SNAP benefits
Walmart
store

Walmart
Azleboy Ranch
food pantry, PATH, family assistance, St Paul
Super one, Food pantry,
Wal-Mart
Walmart
Salvation Army, PATH, G2H
Restaurants (sister or her boyfriend buys)
Friends give me food
Salvation Army
Super 1
grocery store
SNAP, brooksshires, dollar general, PATH, baptist church in Winona
Walmart and Brookshires
Food banks
Super 1
Salvation Army, PATH, grocery store
Walmart
Grocery store, ETCC shelter
Super 1 or Brookshires
My church a lot of times or the grocery store
Super 1
Veterans group home
walmart
Walmart
Super 1
Food pantries or Brookshires
\$71 in food stamps and at food banks and don't get it unless have to
walmart
Grocery Store
Salvation Army, food banks Hunger for Love
Church food bank, Hunger for Love food stamps
Meals on wheels or dollar store
Salvation Army, Benevolence Center
Grocery, food pantries
Grocery, PATH
walmart
Salvation Army
Salvation Army, Grocery
Salvation Army

Statistic	Value
Total Responses	92

49. Do you need information on how to cook food for any of these special diets? (Read list and mark all that apply)

#	Answer	Bar	Response	%
1	Diabetes		17	47%
2	Hypertension		23	64%
3	Heart Disease		14	39%
4	HIV/AIDS		3	8%
5	Gluten free		4	11%
6	No, do not need information		4	11%
7	Other		0	0%

**Other**

Statistic	Value
Min Value	1
Max Value	6
Total Responses	36



50. Do you need information on food nutrition?

#	Answer	Bar	Response	%
1	Yes		36	39%
2	No		56	61%
	Total		92	

Statistic	Value
Min Value	1
Max Value	2
Mean	1.61
Variance	0.24
Standard Deviation	0.49
Total Responses	92



51. Do you need to know how to store food so it will last longer?

#	Answer	Bar	Response	%
1	Yes		21	23%
2	No		71	77%
	Total		92	

Statistic	Value
Min Value	1
Max Value	2
Mean	1.77
Variance	0.18
Standard Deviation	0.42
Total Responses	92



52. Please tell me if you or someone in your household has any of these healthcare needs. (Read list and mark all that apply)

#	Answer	Bar	Response	%
1	Adult diagnosed with disability		34	37%
2	AIDS/HIV risk		1	1%
3	Child diagnosed with disability		9	10%
4	Dental care		61	66%
5	Diabetes		23	25%
6	Eye/vision care		58	63%
7	General Medical care		50	54%
8	Hearing care		21	23%
9	Heart Disease		16	17%
10	Hypertension		41	45%
11	Medical equipment		17	18%
12	Mental Health care		45	49%
13	NONE		43	47%
15	prescription medication (\$ for)		2	2%
16	Prosthesis		17	18%
17	Pulmonary Disease (COPD, Emphysema, Asthma)		3	3%
18	STD's (Sexually transmitted diseases)		8	9%
19	Substance abuse treatment		1	1%
20	Teen pregnancy		40	43%
21	Transportation to appointments		55	60%
22	Other		2	2%
23	sleep problems		0	0%

**Other**

Statistic	Value
Min Value	1
Max Value	22
Total Responses	92

53. Do you have health insurance or other health care coverage?

#	Answer	Bar	Response	%
1	Yes, please specify		50	54%
2	No		43	46%
	Total		93	

Yes, please specify	
Medicaid	
Medicaid	
Medicare	
Medicare and Medicaid	
Medicaid	
Medicare and Medicaid	
Idigent care	
Medicaid	
United Health Care	
Medicaid and Medicare	
Blue Cross Blue Shield	
Amerigroup Medicaid	
Blue Cross Blue Shield	
Medicaid	
Medicare	
Health Spring	
Medicaid	
Medicare Advantage	
Medicare	
medicaid	
Cigna	
MDCR/MDCD	
Medicaid	
Medicare/UT BCBS	
mricaid	
Medicaid	
Medicaid	
Medicare/Medicaid/CBA	
Medicare; Tri-Care	
Medicaid	
Medicaid and TRicare	
Medicaid	
Medcare	
Medicaid	
United Heath Care	
Medicaid	
Medicaid	
Medicare	
medicare	
Blue Cross	
Medicaid and medicare	
Medicaid	
medicaid	
state	
Blue Cross Blue Shield	
Medicaid	
Medicaid	

Medicaid and Medicare  
blue cross blue shield





Statistic	Value
Min Value	1
Max Value	2
Mean	1.46
Variance	0.25
Standard Deviation	0.50
Total Responses	93

54. Are there others in your household who are uninsured?

#	Answer	Bar	Response	%
2	Yes		15	29%
1	No, others in household have insurance		21	41%
3	No others in my household		15	29%
	Total		51	

Statistic	Value
Min Value	1
Max Value	3
Mean	1.88
Variance	0.71
Standard Deviation	0.84
Total Responses	51













55. Who provides your health insurance?

#	Answer	Bar	Response	%
1	Self		1	2%
2	Employer		7	14%
3	Government		36	72%
4	Other		6	12%
	Total		50	

Other
Medicaid
husband's employment and government
Parents
american group, aarp
parents
Health Spring



Statistic	Value
Min Value	1
Max Value	4
Mean	2.94
Variance	0.34
Standard Deviation	0.59
Total Responses	50

56. Tell me if you have any of these financial needs or problems. (Read list and mark all that apply)

#	Answer	Bar	Response	%
1	Achieving a "living wage" of income (if you achieve a "living wage" it means you don't need help from social services or government programs)		65	69%
2	Health insurance		50	53%
3	Car insurance		37	39%
4	Home/Renter insurance		25	27%
5	Need help collecting child support		8	9%
6	Need TANF (temporary assistance for needy families)		14	15%
7	Budgeting- getting the most from your money & prioritizing		27	29%
8	Bank account		13	14%
9	NONE		50	53%
10	Have bad credit rating		45	48%
11	Have past due bills		37	39%
12	Currently in collections		10	11%

Statistic	Value
Min Value	1
Max Value	12
Total Responses	94

57. Are you a US veteran?

#	Answer	Bar	Response	%
1	Yes		6	6%
2	No		87	94%
	Total		93	

Statistic	Value
Min Value	1
Max Value	2
Mean	1.94
Variance	0.06
Standard Deviation	0.25
Total Responses	93




58. If you are, are you receiving veteran's benefits?

#	Answer	Bar	Response	%
1	Yes		3	50%
2	No		3	50%
	Total		6	















Statistic	Value
Min Value	1
Max Value	2
Mean	1.50
Variance	0.30
Standard Deviation	0.55
Total Responses	6

59. If you are not receiving veteran's benefits, do you need help getting them?

#	Answer	Bar	Response	%
1	Yes		3	100%
2	No		0	0%
	Total		3	

Statistic	Value
Min Value	1
Max Value	1
Mean	1.00
Variance	0.00
Standard Deviation	0.00
Total Responses	3



60. If you are a veteran or dependent, do you need assistance with any of the following? (Read list and mark all that apply)

#	Answer	Bar	Response	%
1	Burial and Memorial		0	0%
2	Connecting to Veteran Organization		2	29%
3	Disability		3	43%
4	Education and Training		1	14%
5	Employment		2	29%
6	Health Care		2	29%
7	Healthcare for family members		0	0%
8	Housing		1	14%
9	Life Insurance		2	29%
10	Medals and records		1	14%
11	Medical benefits		4	57%
12	Mental Health Care		4	57%
13	Pension		0	0%
14	Reserve and Guard		0	0%
15	Special and Limited Benefits		0	0%
16	Transition Assistance		0	0%
17	Transportation		0	0%
18	VA claim Appeals		1	14%
19	Women Veteran Health Services		1	14%
20	Other		1	14%
21	None		2	29%

**Other**  
 Not a Veteran-- #56 would not allow me to respond 'No'














Statistic	Value
Min Value	2
Max Value	21
Total Responses	7

61. Do you have any legal needs?

#	Answer	Bar	Response	%
1	Yes		17	19%
2	No		74	81%
	Total		91	

Statistic	Value
Min Value	1
Max Value	2
Mean	1.81
Variance	0.15
Standard Deviation	0.39
Total Responses	91

62. If yes, what kind of legal needs?

#	Answer	Bar	Response	%
1	Children's schooling		0	0%
2	Civil Rights/Liberties		4	24%
3	Community/Regional		0	0%
4	Discrimination related to Americans with Disabilities Act		1	6%
5	Family/Domestic		7	41%
6	Health Related		5	29%
7	Housing/Property		5	29%
8	Immigration		0	0%
9	Personal Economic/Injury		1	6%
10	Personal Finance/Consumer		2	12%
11	Public Benefits		2	12%
12	Small Business/ Farm		2	12%
13	Veteran		1	6%
14	Wills, Estates, Advanced Directives		1	6%
15	Work Related		2	12%
16	Other		3	18%

Other
unfair justice
I was in prison and hurt my leg but i read that if i didn't file it in two years that I couldn't anymore, but a lawyer might still pick it up and I wonder can I sue for that?
Child Custody

Statistic	Value
Min Value	2
Max Value	16
Total Responses	17

63. What have we not asked you about that you feel is important?

Text Response
No
No
Seeking medical attention
Would be helpful for the Salvation Army to be more available for needy people.
That even though i said Im working I still live with my mother I only work 8 hrs a week taking care of mom. I am disable myself and can't do much
Shelter in the area of Smith county is difficult to come by if you have an assault on your record. Where can someone get local shelter if they have a criminal history?
about immigration
nothing
No, I've pretty much been asked everything.
nothing
I know there is help out there, but I don't know how to go about getting it.
I think you've covered most everything.
Going to the places to get help. I mean it could be food or clothing or things like that-- anything that'll help.
No
That's all.
Make it easier for people moving from another state to transition to their new community. Need more opportunity projected for these people.
No.
Mental health services.
I can't think of anything.
I think that the county ought to offer more mental assistance to people with mental disabilities.
Nothing
Nothing I can think.
Oversight to help people in medium to low-medium income levels. // Labor standards regulation and legislation needs also exist.
nothing
Nothing
N/A
More information and services for people when they need medical help.
Nothing, you covered everything
Nothing
Nothing really everything was covered
Well you've covered a myriad of subjects, I can't think of anything.
Nothing.
Nothing.
How is my well-being.
Nothing.
Nothing
Nothing
Nothing.
About my probation because a lot of people with mental illness are on probation.
Nothing.
I can't think of anything.
Getting information on sleep problems, finding homes for pets
It's good you covered it all
Support groups and how they help with things like getting out of the house when I can't do it alone.
Trying to call about lights or water, she can't get anybody to help. Calling at PATH.
pretty well covered
Nothing
You covered it all
None
I think you got it all there.
Nothing
Salvation Army has not enough resources, not helping this individual with a bed or work help services.

Statistic	Value
Total Responses	52

64. What need do you have that we have not asked you about?

Text Response
homeless getting food stamps, getting a mailing address for the homeless
Obtaining access to owning a computer
No
No
Locate medical provider
Help people with diabetes, especially with getting food to fit their diet. Need more money on food stamps to be able to buy food for this diet.
Housing for people with assaults on their records.
survey did not ask about need for citizenship
none
None
none
None
Nothing that I can think of.
I need some shoes! Tennis shoes, something I could walk in and I got a big foot-- it's not easy, I wear a size 12.
I don't know. I can't think of any.
You said it all.
Nothing.
More counseling resources and needs and costs associated with mental health services.
I need life insurance that's cheap.
Nothing, I'm doing pretty well. If I could find affordable housing or rent assistance, I'd be just fine where I'm at.
Nothing I can think of.
Nothing.
General money issues.
Mental Health Services
none
Scholarship money
N/A
Tyler transit would have bus services to the industrial area, so more people would have the opportunity to get jobs there.
You have asked everything
Nine
Nothing
I need legal assistance very, very badly. I don't have the money to support the hourly cost an attorney would require.
Nothing.
You asked about everything.
My biggest need would probably be a bus.
I just need to know where to go to get financial help.
Need to pass out more commodities.
Nothing
A room in the Andrews center where people can go to cool off and relax. A quiet, private room.
Nothing
I think you covered 'em all.
You didn't ask about support groups and I need them in my life to help get by day to day.
Nothing.
None.
Finding a therapist through Blue Cross Blue Shield
You covered all my needs
Help getting gifts for my grand kids on Christmas and help with getting other basic things. I used to have a caseworker that helped with that but she got cancer and had to stop working.
Don't guess anything.
spiritual needs
Nothing
None



You got everything.

Statistic	Value
Total Responses	52

65. Interviewer: Please record below any information you think might be useful about this particular interview or participant. If applicable, indicate anything unusual or any break from protocol that may have occurred.

Text Response
How does this person obtain legal help with a legal situation that is not listed on this form?
None
participant seemed more eager to tell about needs than other participants.
None
Client's husband assisted her in answering the questions
This particular survey froze on Q55. When I re-entered the interview form, it restarted on Q56. I was able to complete the survey without any issues after this incident.
He moved from up north 6 weeks ago and has been having a hard time transitioning. The state he lived in previously provided basic healthcare for everyone, and getting health coverage here has been much more difficult.
friendly, sick, living on the streets.
None
anxious , uncomfortable, tired-looking
very kind, very much in need
N/A
Mentally ill not on meds...
None
na
This a student that is finding herself on her own.
The participant has problems with short term memory, disability for brain damage
None
Interviewee states that if GoBus did not exist, she would not be able to afford to eat or access healthcare.
Individual was hard of hearing
Participant wanted to discuss his life and experiences before beginning survey (took about 15 min)
Pleasant, forgotten child.
Questions 51, 56, and 60 did not allow responses to be input-- forced to continue to next questions without responding. Attempted to go back and fill in after survey completed, but same problem occurred.
Subject was mildly sedated during assessment due to being heavily medicated, but he demonstrated clear understanding of the study, his rights, and all questions asked.
Nothing
Pat Krahn
Need help with VA Benefit
None
Client fell asleep often, had to wake him and reiterate some questions.
Client schizophrenic and tangential-- had to redirect back to topic numerous times
Mom and son came in and have other family members with no place to go.

Statistic	Value
Total Responses	31