

51 Mental Health Care

Last Modified: 09/08/2013
Filter By: Report Subgroup

1. Name of Interviewer:

Text Response
Kristin N. Carrillo
Kristin N. Carrillo
Kristin N. Carrillo
Lindsey Little, LCDC
Stephanie Guzman
Denise Nicole Brown
Reilly
Kristin N. Carrillo
Kristin N. Carrillo
Denise Nicole Brown
Kristin N. Carrillo
Reilly
Denise Nicole Brown
reilly
Christie Cofer
Reilly
Ana Martinez
Ivy Williams
Grayson Burgess
Reilly
Kristin N Carrillo
Barbara Landreth
Fletcher
Kim Bush
Kristin N. Carrillo
Denise Nicole Brown
Kristin N. Carrillo
Kristin N. Carrillo
Kristin N. Carrillo
Kristin N. Carrillo
Judy Porter
Denise Nicole Brown
Reilly
Reilly
Denise Nicole Brown
Pat Krahn
Kristin N. Carrillo
Kristin N. Carrillo
Kristin N. Carrillo
Kristin N. Carrillo
Kristin N. Carrillo
Kristin N. Carrillo
Terri O'Sullivan
Terri O'Sullivan
Denise Nicole Brown
Denise Nicole Brown
Kristin N. Carrillo

Statistic	Value
Total Responses	47

2. My name is (name of interviewer), and I am a/an (student, volunteer, staff member) at (name of institution/facility). I am inviting you to participate in a research study. Involvement in the study is voluntary, so you may choose to participate or not. I am going to explain the study to you. Please feel free to ask any questions that you may have about the research; I will be happy to explain anything in greater detail. I am interested in learning more about your family's resources and needs. You will be asked to answer survey questions that include education, employment, housing, healthcare, and other basic needs. This will take approximately 30 - 45 minutes of your time. All information will be kept anonymous. This means that your name will not appear anywhere and no one except me will know about your specific answers. The benefit of this research is that you will be helping the East Texas Human Needs Network to better understand our community needs, the resources available, and the services that are still needed. This information will help us to work together to address services that are needed the most. There are no risks to you for participating in this study, and no penalty for not participating. If you do not wish to continue, you have the right to stop, at any time. Before we begin, I want to make sure that you understand the information I have told you about this project and your rights. Please tell me in your own words what you understand about this project and your rights as a participant. (if they are unsure or unclear about any elements of information, tell them again, and ask again that they tell you what they understand.) Now that you understand the study, are you willing to help me with this survey?

#	Answer	Bar	Response	%
4	Yes		61	100 %
5	No		0	0 %
6	Already completed. Where?		0	0 %
	Total		61	

Already completed. Where?

Statistic	Value
Min Value	4
Max Value	4
Mean	4.00
Variance	0.00
Standard Deviation	0.00
Total Responses	61

3. Today's date?

Text Response
06/19/13
06/21/13
06/24/13
06/24/13
06/26/13
06/26/13
06/26/13
06/27/13
06/27/13
06/27/13
07/01/13
07/01/13
07/01/13
07/01/13
07/02/13
07/02/13
07/03/13
07/05/13
07/05/13
07/08/13
07/08/13
07/08/13
07/08/13
07/09/13
07/10/13
07/10/13
07/10/13
07/11/13
07/11/13
07/12/13
07/12/13
07/12/13
07/13/13
07/13/13
07/13/13
07/15/13
07/15/13
07/15/13
07/15/13
07/15/13
07/15/13
07/15/13
07/16/13
07/16/13
07/17/13
07/19/13
07/19/13
07/22/13
07/29/13
07/23/13
07/23/13
07/23/13
07/23/13

07/24/13
07/24/13
07/24/13
08/24/13
07/27/13
07/27/13
07/29/13
07/29/13
07/31/13

Statistic	Value
Total Responses	61

4. Location of interview:

#	Answer	Bar	Response	%
1	Allegiance Home Health		2	3%
2	Andrews Center		21	34%
3	ETCADA		1	2%
4	ETCIL		0	0%
5	ETMC		0	0%
6	Gateway to Hope		11	18%
7	Literacy Council of Tyler		2	3%
8	Mission Tyler / Hunger for Love		5	8%
9	New Creation Foundation		0	0%
10	PATH		7	11%
11	Salvation Army		0	0%
12	Total Healthcare Center		0	0%
13	UT Health Northeast		4	7%
14	Veterans and Community Roundtable		0	0%
15	Other		8	13%
	Total		61	

Other
East Texas Crisis Center
ETCC
ETCC
ETCC
Veteran's Home on Pegues
Veteran's Home on Pegues
ETCC
Fresh Start veterans group home

Statistic	Value
Min Value	1
Max Value	15
Mean	6.70
Variance	22.38
Standard Deviation	4.73
Total Responses	61











5. What is your age?

Text Response
31
65
51
35
26
34
38
46
54
51
35
37
22
63
21
55
32
26
39
54
42
42
23
50
35
53
35
50
47
29
56
32
23
53
68
53
30
42
51
32
26
69
35
33
43
33
28
44
40
48
66
41

58
62
47
33
54
25
23
60

Statistic	Value
Total Responses	60

6. How far did you go in School?

#	Answer	Bar	Response	%
1	8th grade or less		3	5%
2	Associate's Degree		4	7%
3	Bachelor's Degree		2	3%
4	Did not attend school		0	0%
5	Doctoral Degree		0	0%
6	GED		10	16%
7	High School Diploma		12	20%
8	Master's Degree		2	3%
9	Other?		2	3%
10	Professional Certification		0	0%
11	Some College		15	25%
12	Some High School		10	16%
13	Trade School		1	2%
	Total		61	

Other?
11th grade graduated and 2 years of nursing LVN

Statistic	Value
Min Value	1
Max Value	13
Mean	8.08
Variance	11.91
Standard Deviation	3.45
Total Responses	61

7. I am going to read you a list of agencies in our community. Please tell me if each one is providing you and your family with help?

#	Answer	Bar	Response	%
1	Andrew's Center		42	69%
2	Benevolence Center (East Erwin Church)		7	11%
3	Bethesda Clinic		10	16%
4	Community Health Clinic (Glenwood)		5	8%
5	Cornerstone Assistance Network		1	2%
6	East Texas Center for Independent Living		2	3%
7	East Texas Crisis Center		7	11%
8	Goodwill		12	20%
9	Literacy Council		0	0%
10	Loaves & Fishes (Christ Episcopal)		6	10%
11	Meals on Wheels		7	11%
12	Parents Services		1	2%
13	PATH		30	49%
14	Salvation Army		24	39%
15	St. Paul Children's Foundation		13	21%
16	St. Vincent de Paul (Cathedral)		13	21%
17	Tyler AIDS Services		1	2%
18	Transportation Agency		21	34%
19	Other (please specify)		9	15%
20	NONE		2	3%

Transportation Agency	Other (please specify)
	DARS
	a church but I can't think of the name, it's right down the road from PATH
	First Baptist Church
	Gateway to Hope
Go Bus	Medical Transportation
	The VA
Medicaid transportation through Andrews center	Ut tyler family practice
	My church- in Flint (something like Shraunerback-he was n't sure how to spell it.
	St. Marys Catholic church in Gresham
Andrew's Center and Medical Trans in Canton (Angela)	
Andrew's Center Transportation	
Andrew's Center Transportation	
Andrew's Center Transportation	
Andrew's Center Transportation	
Jarc	
Yellow Cab gives me a discount, Andrew's Center helps me get to doctor's appointments and psych appointments	
Andrew's Center	
judis carrier service	
Bus	
Tyler Transit	
Go Bus, Medicaid Transportation	
Togo bus for royal transit	
Van in group home	
Andrew's center transport	
Andrews center transport	
Para transit taxi	

Statistic	Value
-----------	-------





Min Value	1
Max Value	20
Total Responses	61

8. Are you able to work?

#	Answer	Bar	Response	%
1	Yes		27	44%
2	No		34	56%
	Total		61	

Statistic	Value
Min Value	1
Max Value	2
Mean	1.56
Variance	0.25
Standard Deviation	0.50
Total Responses	61

9. What is your employment status?

#	Answer	Bar	Response	%
1	Full time		5	19%
2	Part time		5	19%
3	Seasonal		0	0%
4	Unemployed		16	59%
5	Not working, retired		1	4%
	Total		27	

Statistic	Value
Min Value	1
Max Value	5
Mean	3.11
Variance	1.72
Standard Deviation	1.31
Total Responses	27

10. Are you satisfied with your job?

#	Answer	Bar	Response	%
1	Yes		10	91%
2	No		1	9%
	Total		11	

Statistic	Value
Min Value	1
Max Value	2
Mean	1.09
Variance	0.09
Standard Deviation	0.30
Total Responses	11

11. Are you currently looking for work?

#	Answer	Bar	Response	%
1	Yes		11	69%
2	No		5	31%
	Total		16	

Statistic	Value
Min Value	1
Max Value	2
Mean	1.31
Variance	0.23
Standard Deviation	0.48
Total Responses	16









12. If you are unemployed, please tell me about the reasons that you are unemployed. (Don't read the list, just check all that apply based on what they tell you. If legal difficulties are mentioned, ask if you can read a list of specific legal issues for them to tell you yes or no on each.)

#	Answer	Bar	Response	%
1	Attempting to flee domestic abuse or sexual assault		1	6%
2	Criminal Background		1	6%
3	Criminal background: Misdemeanor		1	6%
4	Criminal background: felony		1	6%
5	Criminal background: deferred adjudication		0	0%
6	Criminal background: probation		0	0%
7	Criminal background: awaiting outcome		0	0%
8	Domestic violence/sexual assault victim		2	13%
9	Drug/alcohol problem		1	6%
10	Lack childcare		0	0%
11	Lack permanent address		2	13%
12	Lack proper clothing		2	13%
13	Lack skills/education		2	13%
14	Lack transportation		3	19%
15	Lack US documents		0	0%
16	Language barrier		0	0%
17	Layoff or Downsizing		2	13%
18	Learning/developmental disability		1	6%
19	Mental health problem		5	31%
20	Other health issues		2	13%
21	Permanent physical disability		2	13%
22	Sexual orientation or gender identity		1	6%
23	Temporary physical disability		0	0%
24	Unaccompanied youth		0	0%
25	Other (please specify)		6	38%

Other (please specify)
Applying but not being hired
scheduling conflicts
Looking for a job
Health reasons
Ex wife took my baby girl from me and I haven't been able to get myself back together since then.
Can only work part time and some won't hire me

Statistic	Value
Min Value	1
Max Value	25
Total Responses	16

13. Please tell me if you would like help with any of these job related activities? (Read list and check all that apply)

#	Answer	Bar	Response	%
1	Career assessment		13	50%
2	Career/job training		15	58%
3	Job search strategies		11	42%
4	Job Interviewing skills		11	42%
5	Resume writing		12	46%
6	Career Information options		13	50%
7	Work clothes		16	62%
8	None		6	23%




Statistic	Value
Min Value	1
Max Value	8
Total Responses	26

14. Do you have reliable telephone access?

#	Answer	Bar	Response	%
1	Yes		52	85%
2	No		9	15%
	Total		61	

Statistic	Value
Min Value	1
Max Value	2
Mean	1.15
Variance	0.13
Standard Deviation	0.36
Total Responses	61

15. Which kinds of telephones do you have? (Mark all that apply)

#	Answer	Bar	Response	%
1	Home phone		22	42%
2	Cell phone		43	83%
3	Work phone		4	8%







Statistic	Value
Min Value	1
Max Value	3
Total Responses	52

16. Do you have access to the Internet?

#	Answer	Bar	Response	%
1	Yes		37	61%
2	No		24	39%
	Total		61	

Statistic	Value
Min Value	1
Max Value	2
Mean	1.39
Variance	0.24
Standard Deviation	0.49
Total Responses	61

17. Where do you usually check the internet? (Read List, check all that apply)

#	Answer	Bar	Response	%
1	At home		17	46%
2	At work		4	11%
3	At the library		7	19%
4	At a friend's home		4	11%
5	At a family member's home		4	11%
6	Other		21	57%

Other
ETCC Computer Lab
at school
Texas Workforce Commission, Gateway to Hope
Gateway to hope
Gateway to Hope
the workforce center
Gateway to hope
cell phone
My cell phone or Gateway let's us for job searches
Cell phone
Senior Apartment Center
Gateway to Hope
on my phone
Gateway
Gateway to Hope
Gateway to Hope
Veterans home
Gateway
Gateway to hope
Gateway to Hope
Gateway to Hope

Statistic	Value
Min Value	1
Max Value	6
Total Responses	37

18. What is your Zip code?

Text Response
75708
75701
75702
75702
75701
75703
75702
75711
75701
75756
75702
75702
75757
75702
75702
75789
75711
75703
75701
75701
75701
75701
75704
75701
75702
75703
75647
75702
75701
75771
75708
75702
75701
75703
75702
75702
75713
75684
75702
75702
75702
Not sure, currently staying with salvation army in tyler.
75701
75702
75792
75707
75702
75662
75791
75762
75791
75701

75703
75701
75762
75704
75762
75702
75702
75703
75701

Statistic	Value
Total Responses	61

19. In what town do you usually stay?

#	Answer	Bar	Response	%
1	Arp		0	0%
2	Bullard		1	2%
3	Chapel Hill		0	0%
4	Flint		2	3%
5	Gladewater		1	2%
6	Gresham		0	0%
7	Lindale		1	2%
8	Mineola		0	0%
9	Noonday		0	0%
10	Outside of Smith County		1	2%
11	Rural Smith County		0	0%
12	Smith County		0	0%
13	Troup		1	2%
14	Tyler		47	77%
15	Whitehouse		2	3%
16	Winona		1	2%
17	Other		4	7%
	Total		61	

Other
Brownsboro
Overton
Chapel hill
Dogwood City

Statistic	Value
Min Value	2
Max Value	17
Mean	13.39
Variance	8.51
Standard Deviation	2.92
Total Responses	61

20. What is your housing status?

#	Answer	Bar	Response	%
1	Own		7	11%
2	Rent		25	41%
3	Staying with friends or family		13	21%
4	Homeless- streets/car		3	5%
5	Homeless - shelter		3	5%
6	Homeless - transitional housing (HUD temporary)		2	3%
7	Hotel/motel		0	0%
8	Nursing/long term care		0	0%
9	Assisted living		1	2%
10	Group home		1	2%
12	Halfway house		0	0%
11	Other		6	10%
	Total		61	

Other

taking care of a property in exchange for rent

Tent

Received 3 day eviction notice.



Family-owned home in which he lives alone (does not own it himself or live with other relatives)

Pays Godmother rent

rent-to-own







Statistic	Value
Min Value	1
Max Value	11
Mean	3.61
Variance	8.88
Standard Deviation	2.98
Total Responses	61

21. Are you Hispanic or Latino

#	Answer	Bar	Response	%
1	Yes		3	5%
2	No		57	95%
	Total		60	

Statistic	Value
Min Value	1
Max Value	2
Mean	1.95
Variance	0.05
Standard Deviation	0.22
Total Responses	60

22. What is your race

#	Answer	Bar	Response	%
1	American Indian or Alaska Native		0	0%
2	Asian		0	0%
3	Black or African American		16	27%
4	Native Hawaiian or Other Pacific Islander		1	2%
5	White		39	65%
6	American Indian or Alaska Native and White		1	2%
7	Asian and White		0	0%
8	Black or African American and White		1	2%
9	American Indian or Alaska Native and Black or African American		2	3%
10	Other Multiple race combinations greater than one percent		0	0%
	Total		60	

Other Multiple race combinations greater than one percent

Statistic	Value
Min Value	3
Max Value	9
Mean	4.65
Variance	1.69
Standard Deviation	1.30
Total Responses	60







23. What language do you speak at home?

#	Answer	Bar	Response	%
1	English		57	93%
2	Spanish		0	0%
4	Spanish and English		3	5%
3	Other (please specify)		1	2%
	Total		61	

Other (please specify)
English and sign language

Statistic	Value
Min Value	1
Max Value	4
Mean	1.18
Variance	0.48
Standard Deviation	0.70
Total Responses	61

24. What is your marital status?

#	Answer	Bar	Response	%
1	Single		27	44%
2	Married		10	16%
3	Widowed		1	2%
4	Divorced		15	25%
5	Separated		5	8%
6	Living with romantic partner		3	5%
	Total		61	

Statistic	Value
Min Value	1
Max Value	6
Mean	2.51
Variance	2.75
Standard Deviation	1.66
Total Responses	61

25. Do you have minor children (under 18)?

#	Answer	Bar	Response	%
1	Yes		22	37%
2	No		38	63%
	Total		60	

Statistic	Value
Min Value	1
Max Value	2
Mean	1.63
Variance	0.24
Standard Deviation	0.49
Total Responses	60

26. Are you your child(ren)'s primary caretaker?

#	Answer	Bar	Response	%
1	Yes		10	43%
2	No		13	57%
	Total		23	

Statistic	Value
Min Value	1
Max Value	2
Mean	1.57
Variance	0.26
Standard Deviation	0.51
Total Responses	23









27. If you have children or other dependents under your care: What is your family situation?

#	Answer	Bar	Response	%
1	Single mom		5	10%
2	Single dad		0	0%
3	Two parents		6	12%
4	Raising own children and children of others		0	0%
5	Raising children of other family members (I am a grandparent, aunt, etc.)		3	6%
6	Raising someone else's children, not family		0	0%
7	Foster parents		0	0%
8	Shared custody		5	10%
9	Other		10	20%
10	No children		20	41%
	Total		49	

Other
Children over age of 18
No underage children (5 over age of 18)
Incompetent- no access to son
not able to visit them
One child with mom, one with CPS
not under care
Child lives with grandmother
child is ward of the state
Sister
Ex-Partner has sole custody

Statistic	Value
Min Value	1
Max Value	10
Mean	7.51
Variance	10.42
Standard Deviation	3.23
Total Responses	49

28. Who provides your childcare? (or dependent care)? (Check all that apply)

#	Answer	Bar	Response	%
1	Self		5	20%
2	Friends		2	8%
3	Family		10	40%
4	Church		1	4%
5	Daycare		1	4%
6	Have to leave children alone		12	48%
7	Before and/or after school on campus		1	4%
8	Other		1	4%
9	Children/dependents are old enough to stay home alone		0	0%

Other



Statistic	Value
Min Value	1
Max Value	8
Total Responses	25

29. Is your child (or dependent) care provider dependable?

#	Answer	Bar	Response	%
1	Yes		11	61%
2	No		7	39%
	Total		18	





Statistic	Value
Min Value	1
Max Value	2
Mean	1.39
Variance	0.25
Standard Deviation	0.50
Total Responses	18

30. Do you need different childcare (dependent care) help?

#	Answer	Bar	Response	%
1	Yes		3	13%
2	No		20	87%
	Total		23	

Statistic	Value
Min Value	1
Max Value	2
Mean	1.87
Variance	0.12
Standard Deviation	0.34
Total Responses	23



31. What kind of childcare (dependent care) help do you need?

#	Answer	Bar	Response	%
1	Daycare center		2	50%
2	Before/ after school care		2	50%
3	Care for child with special needs		1	25%
4	Other (please specify)		1	25%
5	Evening hours due to work shift schedule		0	0%

Other (please specify)



Statistic	Value
Min Value	1
Max Value	4
Total Responses	4

32. Have you ever lost a job because you didn't have dependable child or dependent care?

#	Answer	Bar	Response	%
1	Yes		12	32%
2	No		26	68%
	Total		38	

Statistic	Value
Min Value	1
Max Value	2
Mean	1.68
Variance	0.22
Standard Deviation	0.47
Total Responses	38

33. Are you caring for adult children or adult dependents including seniors?
(Due to mental or physical disability)

#	Answer	Bar	Response	%
1	Yes (Specify)		13	22%
2	No		46	78%
	Total		59	

Yes (Specify)
Mother
My husband who has bipolar and rheumatoid arthritis
Stepfather
mother
adult daughter
friend with disability
a child with Autism mental retardation and soon to be brother with mental retardation
mother
My friend is real sick and he lives with me. He's dyslexic and bipolar.
My mom-she's 83
Help mom to bathroom and with cleaning

Statistic	Value
Min Value	1
Max Value	2
Mean	1.78
Variance	0.17
Standard Deviation	0.42
Total Responses	59

34. Who provides care for the adult children or adult dependents? (Check all that apply)

#	Answer	Bar	Response	%
1	Self		9	69%
2	Friends		0	0%
3	Family		4	31%
4	Church		1	8%
5	Daycare		0	0%
6	Have to leave elder/senior alone		1	8%
8	Other		5	38%
9	Able to stay home alone		0	0%

Other

Statistic	Value
Min Value	1
Max Value	8
Total Responses	13

35. How many people live where you stay?

#	Answer	Bar	Response	%
1	1		12	20%
2	2		17	28%
3	3		15	25%
4	4		5	8%
5	5		2	3%
6	6		2	3%
7	7		1	2%
8	8		1	2%
9	9		1	2%
10	10		0	0%
11	Other (please specify)		5	8%
	Total		61	

Other (please specify)
11
Veteran's Group Home- No income
Veteran's Group Home- No income
Homeless- shelter
Group veterans home 6 max

Statistic	Value
Min Value	1
Max Value	11
Mean	3.48
Variance	7.99
Standard Deviation	2.83
Total Responses	61




















36. Is your household income more or less than [state response amount that matches the number of people in the household from above]

#	Question	MORE than	LESS than	Total Responses	Mean
1	Family of 1- \$11,490	3	17	20	1.85
2	Family of 2- \$15,510	2	12	14	1.86
3	Family of 3- \$19,530	3	10	13	1.77
4	Family of 4- \$23,550	1	3	4	1.75
5	Family of 5- \$27,570	0	2	2	2.00
6	Family of 6- \$31,590	0	2	2	2.00
7	Family of 7- \$35,610	0	1	1	2.00
8	Family of 8- \$39,630	0	1	1	2.00
9	Family of 9- \$43,650	0	1	1	2.00
10	Family of 10- \$47,670	0	0	0	0.00
11	For each additional Family member add: \$4,020	0	1	1	2.00

For each additional Family member add: \$4,020
 \$51,690

Statistic	Family of 1- \$11,490	Family of 2- \$15,510	Family of 3- \$19,530	Family of 4- \$23,550	Family of 5- \$27,570	Family of 6- \$31,590	Family of 7- \$35,610	Family of 8- \$39,630	Family of 9- \$43,650	Family of 10- \$47,670	For each additional Family member add: \$4,020
Min Value	1	1	1	1	2	2	2	2	2	-	2
Max Value	2	2	2	2	2	2	2	2	2	-	2
Mean	1.85	1.86	1.77	1.75	2.00	2.00	2.00	2.00	2.00	0.00	2.00
Variance	0.13	0.13	0.19	0.25	0.00	0.00	0.00	0.00	0.00	0.00	0.00
Standard Deviation	0.37	0.36	0.44	0.50	0.00	0.00	0.00	0.00	0.00	0.00	0.00
Total Responses	20	14	13	4	2	2	1	1	1	0	1














37. Which of these monthly bills do you pay? (Read list and check all that apply)

#	Answer	Bar	Response	%
1	Cable/Satellite TV		19	31%
2	Car/Transportation		19	31%
3	Child Care		2	3%
4	Child Support		5	8%
5	Credit Cards		7	11%
6	Food		50	82%
7	Gasoline		32	52%
8	Insurance		27	44%
9	Internet		14	23%
10	Loans		11	18%
11	Loans- Payday		4	7%
12	Loans- School		5	8%
13	Medical		19	31%
14	Mortgage		4	7%
15	Phone- cell		40	66%
16	Phone- house		13	21%
17	Rent		30	49%
18	Utilities		34	56%
19	other		3	5%
20	None		0	0%

other

Statistic	Value
Min Value	1
Max Value	19
Total Responses	61

















38. I am going to read you a list of sources from which you might be getting income? Please tell me which ones you do receive income from. (Mark all that apply)

#	Answer	Bar	Response	%
1	Child support		4	8%
2	Employer wages		14	27%
3	Family/Friends		18	35%
4	Kindness of strangers		13	25%
5	NO INCOME		3	6%
6	Other (please specify)		8	15%
7	Pension/Retirement		3	6%
8	SS		2	4%
9	SSI/SSDI		1	2%
10	Student grants/loans		2	4%
11	TANF (Temporary assistance for needy families)		4	8%
12	Unemployment benefits		0	0%
13	VA benefits		7	13%

Other (please specify)	
1	
1	
1	
1	

Statistic	Value
Min Value	1
Max Value	13
Total Responses	52

39. Tell me if you or a household member receive any of these types of assistance? (Read list and mark all that apply)

#	Answer	Bar	Response	%
1	CHIPS- Children's Medicaid		5	10%
2	Department of Family and Protective Services (DFPS)		3	6%
3	Dept. of Assistive and Rehabilitative Services (DARS)		6	12%
4	Dept. of State Health Services (DSHS)		4	8%
5	Housing Voucher (Section 8)		4	8%
6	Medicaid		32	64%
7	Medicare		20	40%
8	SNAP (Food stamps)		32	64%
9	TANF- Temporary Assistance for Needy Families		1	2%
10	Texas Workforce Commission		6	12%
11	WIC- Woman, infants, and children nutrition assistance		2	4%
12	Women's Health Services		3	6%
13	NONE		2	4%
14	Other		13	26%
15	Area Agency on Aging		3	6%
16	Department of Aging and Disability Services (DADS)		0	0%

Other

Statistic	Value
Min Value	1
Max Value	15
Total Responses	50

40. Do you or someone in your household have educational needs?

#	Answer	Bar	Response	%
1	Yes, me		18	30%
2	Yes, a household member		8	13%
3	Yes, a household member and me		3	5%
4	No		31	52%
Total			60	

Statistic	Value
Min Value	1
Max Value	4
Mean	2.78
Variance	1.83
Standard Deviation	1.35
Total Responses	60




41. Tell me if you have any of these School/Education related needs. (Read list and check all that apply)

#	Answer	Bar	Response	%
1	Adult Basic Education		8	27%
2	Adult Education (i.e. computer classes)		8	27%
3	ARD Assistance (Special Education services at school)		6	20%
4	Child's behavior concern		3	10%
5	Child's homework/schoolwork concerns		4	13%
6	Child's school attendance concerns		1	3%
7	Child's standardized exams STARR		2	7%
8	Money for tuition. (School, College, Trade School)		13	43%
9	Difficulty reading (adult)		12	40%
10	Difficulty reading (child)		3	10%
11	English as a second language		0	0%
12	GED/High School Diploma		10	33%
13	Need clothes for school		10	33%
14	None		18	60%
15	Obtaining money for school supplies, books, etc.		6	20%
17	Other		0	0%

Other

Statistic	Value
Min Value	1
Max Value	15
Total Responses	30

42. In the past 24 months has your child had to transfer schools because you moved?

#	Answer	Bar	Response	%
1	Yes		6	10%
2	No		13	22%
3	Not applicable, no school aged child		41	68%
	Total		60	












Statistic	Value
Min Value	1
Max Value	3
Mean	2.58
Variance	0.45
Standard Deviation	0.67
Total Responses	60

43. If yes, How many times?

Text Response	
1	
1	
2	
1	
2	
1	

Statistic	Value
Total Responses	6














44. Tell me if you have any of the following housing related needs? (Read list and mark all that apply)

#	Answer	Bar	Response	%
1	Home not safe- structure		8	15%
2	Housing not affordable		16	30%
3	furniture or household goods		32	59%
4	handicap access or modification		9	17%
5	mortgage or rent assistance		19	35%
6	other medical related accommodations		13	24%
7	pet friendly environment		16	30%
8	repairs		28	52%
9	utility assistance		28	52%
10	Neighborhood not safe		11	20%
11	NONE		5	9%
12	Other (Please specify)		0	0%

Other (Please specify)

Statistic	Value
Min Value	1
Max Value	11
Total Responses	54

45. Tell me if you need any of the following transportation related help? (Mark all that apply)

#	Answer	Bar	Response	%
1	car/truck		32	52%
2	bus tickets (\$ for bus)		19	31%
3	child safety seat(s)		2	3%
4	Driver's License		17	28%
5	gasoline		32	52%
6	information about bus routes/services		14	23%
7	Insurance		26	43%
8	auto repairs		20	33%
9	vehicle inspection		19	31%
14	Transportation for someone with disability		11	18%
10	vehicle registration		17	28%
12	Other that I did not mention (please specify)		3	5%
11	NONE		7	11%

Other that I did not mention (please specify)
maintenance for vehicles
tires

Statistic	Value
Min Value	1
Max Value	14
Total Responses	61

46. Have you ever lost a job (or not been able to accept a job offer) because of transportation issues?

#	Answer	Bar	Response	%
1	Yes		29	48%
2	No		32	52%
	Total		61	

Statistic	Value
Min Value	1
Max Value	2
Mean	1.52
Variance	0.25
Standard Deviation	0.50
Total Responses	61

47. Please tell me if you are in need of help with any of these things: (Mark all that apply)

#	Answer	Bar	Response	%
1	Alcohol and drug abuse		7	11%
2	Anger control		14	23%
3	Caregiver support		6	10%
4	Couples communication		11	18%
5	Depression		45	74%
6	Disability counseling		20	33%
7	Elder abuse		1	2%
8	Family conflicts		23	38%
9	Making decisions/problem solving		31	51%
11	Parenting classes		5	8%
12	Personal problems		34	56%
13	Planning for the future/ Goal setting		27	44%
14	Post Traumatic Stress Disorder (PTSD)		27	44%
15	Self-esteem		32	52%
16	Spouse or child abuse		9	15%
17	Thoughts of suicide (in the past 6 months)		15	25%
18	Trauma		24	39%
19	Victimization		19	31%
20	other (please specify)		5	8%
10	NONE		1	2%

other (please specify)

anxiety, pain

Victim of family violence patient at andrews center

psychotic, schizoaffective disorder

Suspicious about roommate trying to poison or otherwise kill me and also I have thoughts about sex that I cannot stop

Panic attacks (4-5 hours each time)

Statistic	Value
Min Value	1
Max Value	20
Total Responses	61







48. Where do you usually get your food?

Text Response
Walmart, Food Bank
grocery store
super market
PATH
grocery store sometimes pantry
Brookshires
SAMs or Super one
SNAP, Grocery Stores, ETCC Shelter
Andrew's Center (2meals/day mon-thurs) or mother's house but often does not eat there, or brookshires/walmart/super one
Walmart
Super 1
Super 1, Walmart
Brookshires and occasionally Walmart
Food stamps-- human resource
grocery store
Grocery store
ETCC Shelter
mother, dollar store
Grocery store
PATH and a church that's right up the street from PATH that I can't remember the name of
Pantries and Super 1
PATH, Some grocery
Roommate buys it or I get it at Super 1
Salvation Army or wherever he can get it
PATH, grocery store, Salvation Army, St Vincent de Paul
food stamps or family
brookshires
Grocery store with food stamps
here at the shelter
Walmart
Azleboy Ranch
Salvation Army, mission tyler, PATH, trinity, first baptist
Super one, Food pantry,
salvation army, churches
Wal-Mart
Walmart
salvation army, PATH
Friends give me food
The Veteran's Home (Pegues) provides it
The Veteran's home provides it
Salvation Army
grocery store
Grocery, PATH, other food pantries
SNAP, brooksshires, dollar general, PATH, baptist church in Winona
Food banks
Salvation Army, PATH, grocery store
Walmart
Super 1 or Brookshires
My church a lot of times or the grocery store
Super 1, PATH, and St. Paul's
Veterans group home
Super 1

Food pantries or Brookshires
\$71 in food stamps and at food banks and don't get it unless have to
walmart
Food banks , benevolence center, food stamps
Meals on wheels or dollar store
Salvation Army, Benevolence Center
Grocery, PATH
Super 1

Statistic	Value
Total Responses	60

49. Do you need information on how to cook food for any of these special diets? (Read list and mark all that apply)

#	Answer	Bar	Response	%
1	Diabetes		13	54%
2	Hypertension		15	63%
3	Heart Disease		10	42%
4	HIV/AIDS		3	13%
5	Gluten free		4	17%
6	No, do not need information		3	13%
7	Other		0	0%

Other



Statistic	Value
Min Value	1
Max Value	6
Total Responses	24

50. Do you need information on food nutrition?

#	Answer	Bar	Response	%
1	Yes		22	36%
2	No		39	64%
	Total		61	

Statistic	Value
Min Value	1
Max Value	2
Mean	1.64
Variance	0.23
Standard Deviation	0.48
Total Responses	61

51. Do you need to know how to store food so it will last longer?

#	Answer	Bar	Response	%
1	Yes		16	26%
2	No		45	74%
	Total		61	

Statistic	Value
Min Value	1
Max Value	2
Mean	1.74
Variance	0.20
Standard Deviation	0.44
Total Responses	61

52. Please tell me if you or someone in your household has any of these healthcare needs. (Read list and mark all that apply)

#	Answer	Bar	Response	%
1	Adult diagnosed with disability		34	56%
2	AIDS/HIV risk		1	2%
3	Child diagnosed with disability		6	10%
4	Dental care		41	67%
5	Diabetes		18	30%
6	Eye/vision care		36	59%
7	General Medical care		34	56%
8	Hearing care		19	31%
9	Heart Disease		13	21%
10	Hypertension		28	46%
11	Medical equipment		16	26%
12	Mental Health care		61	100%
13	NONE		31	51%
15	prescription medication (\$ for)		2	3%
16	Prosthesis		16	26%
17	Pulmonary Disease (COPD, Emphysema, Asthma)		2	3%
18	STD's (Sexually transmitted diseases)		8	13%
19	Substance abuse treatment		1	2%
20	Teen pregnancy		29	48%
21	Transportation to appointments		36	59%
22	Other		0	0%
23	sleep problems		0	0%

Other

Statistic	Value
Min Value	1
Max Value	21
Total Responses	61

53. Do you have health insurance or other health care coverage?

#	Answer	Bar	Response	%
1	Yes, please specify		36	59%
2	No		25	41%
	Total		61	

Yes, please specify
Medicaid
Medicare
Medicare and Medicaid
Idigent care
United Health Care
Medicaid and Medicare
Blue Cross Blue Shield
Amerigroup Medicaid
Medicaid
Medicare; Medicaid
Health Spring
Medicaid
Medicare
medicare medicaid, va
Medicaid
It will not be affective until Aug 1 and it is BCBS
Medicaid
Medicaid
Medicare/Medicaid/CBA
VA
Medicare; Tri-Care
Medicaid
Medicaid
Medicaid
Medicaid
United Heath Care
Medicaid
Medicaid and medicare
Medicare
Medicaid and medicare
Medicaid
medicaid
state
Medicaid and Medicare
Medicaid and Medicare
Medicaid





Statistic	Value
Min Value	1
Max Value	2
Mean	1.41
Variance	0.25
Standard Deviation	0.50
Total Responses	61

54. Are there others in your household who are uninsured?

#	Answer	Bar	Response	%
2	Yes		12	35%
1	No, others in household have insurance		14	41%
3	No others in my household		8	24%
	Total		34	

Statistic	Value
Min Value	1
Max Value	3
Mean	1.82
Variance	0.63
Standard Deviation	0.80
Total Responses	34













55. Who provides your health insurance?

#	Answer	Bar	Response	%
1	Self		1	3%
2	Employer		4	11%
3	Government		29	81%
4	Other		2	6%
	Total		36	

Other
Medicaid
Health Spring



Statistic	Value
Min Value	1
Max Value	4
Mean	2.89
Variance	0.27
Standard Deviation	0.52
Total Responses	36

56. Tell me if you have any of these financial needs or problems. (Read list and mark all that apply)

#	Answer	Bar	Response	%
1	Achieving a "living wage" of income (if you achieve a "living wage" it means you don't need help from social services or government programs)		44	72%
2	Health insurance		33	54%
3	Car insurance		22	36%
4	Home/Renter insurance		17	28%
5	Need help collecting child support		2	3%
6	Need TANF (temporary assistance for needy families)		9	15%
7	Budgeting- getting the most from your money & prioritizing		19	31%
8	Bank account		10	16%
9	NONE		34	56%
10	Have bad credit rating		34	56%
11	Have past due bills		31	51%
12	Currently in collections		3	5%

Statistic	Value
Min Value	1
Max Value	12
Total Responses	61

57. Are you a US veteran?

#	Answer	Bar	Response	%
1	Yes		6	10%
2	No		55	90%
	Total		61	


Statistic	Value
Min Value	1
Max Value	2
Mean	1.90
Variance	0.09
Standard Deviation	0.30
Total Responses	61

58. If you are, are you receiving veteran's benefits?

#	Answer	Bar	Response	%
1	Yes		3	50%
2	No		3	50%
	Total		6	

Statistic	Value
Min Value	1
Max Value	2
Mean	1.50
Variance	0.30
Standard Deviation	0.55
Total Responses	6

59. If you are not receiving veteran's benefits, do you need help getting them?

#	Answer	Bar	Response	%
1	Yes		3	100%
2	No		0	0%
	Total		3	

Statistic	Value
Min Value	1
Max Value	1
Mean	1.00
Variance	0.00
Standard Deviation	0.00
Total Responses	3



60. If you are a veteran or dependent, do you need assistance with any of the following? (Read list and mark all that apply)

#	Answer	Bar	Response	%
1	Burial and Memorial		1	17%
2	Connecting to Veteran Organization		3	50%
3	Disability		3	50%
4	Education and Training		3	50%
5	Employment		3	50%
6	Health Care		3	50%
7	Healthcare for family members		0	0%
8	Housing		2	33%
9	Life Insurance		3	50%
10	Medals and records		2	33%
11	Medical benefits		5	83%
12	Mental Health Care		6	100%
13	Pension		1	17%
14	Reserve and Guard		0	0%
15	Special and Limited Benefits		0	0%
16	Transition Assistance		0	0%
17	Transportation		0	0%
18	VA claim Appeals		2	33%
19	Women Veteran Health Services		1	17%
20	Other		0	0%
21	None		0	0%

Other












Statistic	Value
Min Value	1
Max Value	19
Total Responses	6

61. Do you have any legal needs?

#	Answer	Bar	Response	%
1	Yes		15	25%
2	No		45	75%
	Total		60	

Statistic	Value
Min Value	1
Max Value	2
Mean	1.75
Variance	0.19
Standard Deviation	0.44
Total Responses	60

62. If yes, what kind of legal needs?

#	Answer	Bar	Response	%
1	Children's schooling		0	0%
2	Civil Rights/Liberties		3	20%
3	Community/Regional		0	0%
4	Discrimination related to Americans with Disabilities Act		0	0%
5	Family/Domestic		8	53%
6	Health Related		3	20%
7	Housing/Property		5	33%
8	Immigration		0	0%
9	Personal Economic/Injury		1	7%
10	Personal Finance/Consumer		3	20%
11	Public Benefits		1	7%
12	Small Business/ Farm		1	7%
13	Veteran		0	0%
14	Wills, Estates, Advanced Directives		1	7%
15	Work Related		2	13%
16	Other		3	20%

Other

I was in prison and hurt my leg but i read that if I didn't file it in two years that I couldn't anymore, but a lawyer might still pick it up and I wonder can I sue for that?

Child Custody

Need guardianship for adult with disability

Statistic	Value
Min Value	2
Max Value	16
Total Responses	15

63. What have we not asked you about that you feel is important?

Text Response	
That even though i said Im working I still live with my mother I only work 8hrs a week taking care of mom. I am disable myself and can't do much	
nothing	
No, I've pretty much been asked everything.	
nothing	
I know there is help out there, but I don't know how to go about getting it.	
I think you've covered most everything.	
Going to the places to get help. I mean it could be food or clothing or things like that-- anything that'll help.	
No	
I don't think anything.	
That's all.	
No.	
Mental health services.	
I can't think of anything.	
I think that the county ought to offer more mental assistance to people with mental disabilities.	
Nothing I can think.	
I don't know.	
Nothing	
none	
Nothing really everything was covered	
Well you've covered a myriad of subjects, I can't think of anything.	
Nothing.	
I got to find my daughter to see if she's alive and doing alright.	
Um, that's a loaded question, I don't know.	
How is my well-being.	
Nothing	
Nothing.	
About my probation because a lot of people with mental illness are on probation.	
Nothing really. Everything's on there.	
I can't think of anything.	
It's good you covered it all	
Support groups and how they help with things like getting out of the house when I can't do it alone.	
Trying to call about lights or water, she can't get anybody to help. Calling at PATH.	
pretty well covered	
Not much really.	
I think you got it all there.	
Nothing.	
Statistic	Value
Total Responses	36

64. What need do you have that we have not asked you about?

Text Response	
homeless getting food stamps, getting a mailing address for the homeless	
Help people with diabetes, especially with getting food to fit their diet. Need more money on food stamps to be able to buy food for this diet.	
none	
None	
none	
None	
Nothing that I can think of.	
I need some shoes! Tennis shoes, something I could walk in and I got a big foot-- it's not easy, I wear a size 12.	
I don't know. I can't think of any.	
Well, I don't know, just the dental help.	
You said it all.	
Nothing.	
More counseling resources and needs and costs associated with mental health services.	
Justice system needs to work on the reasons of why they take some people to jail. Example: walking on the wrong side of the street.	
I need life insurance that's cheap.	
Nothing, I'm doing pretty well. If I could find affordable housing or rent assistance, I'd be just fine where I'm at.	
Nothing.	
A homeless shelter that is not like Salvation Army. One that has warm-hearted people, not people who are just looking for the money. Need more friendly people working in a homeless shelter. These people need to understand that homeless people are usually stressed and troubled, so they need a more friendly environment to house these people in.	
caregiver support-respite care, rural area transportation to attend health fairs (go bus)	
A housing need cause I don't wanna live with my momma forever.	
Nine	
none	
Nothing	
I need legal assistance very, very badly. I don't have the money to support the hourly cost an attorney would require.	
You asked about everything.	
I need information about different medical problems/symptoms like diabetes and hypertension.	
Nothing.	
My biggest need would probably be a bus.	
Need to pass out more commodities.	
A room in the Andrews center where people can go to cool off and relax. A quiet, private room.	
Nothing	
I think you covered 'em all.	
You didn't ask about support groups and I need them in my life to help get by day to day.	
Nothing.	
None.	
You covered all my needs	
Help getting gifts for my grand kids on Christmas and help with getting other basic things. I used to have a caseworker that helped with that but she got cancer and had to stop working.	
Don't guess anything.	
spiritual needs	
(Shook head no)	
You got everything.	
You asked about it all.	
Statistic	Value
Total Responses	42

65. Interviewer: Please record below any information you think might be useful about this particular interview or participant. If applicable, indicate anything unusual or any break from protocol that may have occurred.

Text Response
participant seemed more eager to tell about needs than other participants.
None
Client's husband assisted her in answering the questions
This particular survey froze on Q55. When I re-entered the interview form, it restarted on Q56. I was able to complete the survey without any issues after this incident.
None
anxious, uncomfortable, tired-looking
very kind, very much in need
Mentally ill not on meds...
The participant has problems with short term memory, disability for brain damage
N/A
had a lot of information to offer way beyond the scope of the study
Individual was hard of hearing
Participant wanted to discuss his life and experiences before beginning survey (took about 15 min)
Sad that this man is actively psychotic, and severely epileptic and is NOT on the meds he needs because he can't afford them. He says Andrews won't help him.
Veterans like to talk a lot and elaborate (in length) on every response given. Spent an hour to gether.
Subject was mildly sedated during assessment due to being heavily medicated, but he demonstrated clear understanding of the study, his rights, and all questions asked.
Extremely friendly, very self aware.
Need help with VA Benefit
Client fell asleep often, had to wake him and reiterate some questions.
Client schizophrenic and tangential-- had to redirect back to topic numerous times
Mom and son came in and have other family members with no place to go.

Statistic	Value
Total Responses	21