

51 General Medical Care

Last Modified: 09/08/2013
Filter By: Report Subgroup

1. Name of Interviewer:

Text Response
Kristin N. Carrillo
Kristin N. Carrillo
Denise Nicole Brown
Denise Nicole Brown
reilly
Stephanie Guzman
heidi eslicker
heidi eslicker
Denise Nicole Brown
Denise Nicole Brown
Kristin N. Carrillo
Kristin N. Carrillo
Sean
Denise Nicole Brown
Reilly
Stephanie Guzman
Kit Covington
Carlton Allen
Reilly
Reilly
Carlton Allen
reilly
Susan Hill
Judy Porter
heidi eslicker
Reilly
heidi eslicker
Carlton Allen
Ivy Williams
Kristin N Carrillo
Barbara Landreth
Fletcher Njororai
Barbara Landreth
Fletcher
Barbara Landreth
Kristin N. Carrillo
Denise Nicole Brown
Denise Nicole Brown
Kristin N. Carrillo
Kristin N. Carrillo
Kristin N. Carrillo
Kristin N. Carrillo
Chuck Winston
Janet Wright
Reilly
Kim Bush
Reilly
Pat Krahn

Kristin N. Carrillo
Kristin N. Carrillo
Kristin N. Carrillo
Kristin N. Carrillo
Kristin N. Carrillo
jessica barkell
Terri O'Sullivan
Stephanie Guzman
Terri O'Sullivan
heidi eslicker
Carlton Allen
Barbara Landreth
Barbara Landeth
Barbara Landreth
Barbara Landreth
Barbara Landreth
Denise Nicole Brown
Denise Nicole Brown
Denise Nicole Brown
Denise Nicole Brown
Stephanie Guzman
Denise Nicole Brown
Chuck Winston
Kristin N. Carrillo
Denise Nicole Brown
Denise Nicole Brown

Statistic	Value
Total Responses	74

2. My name is (name of interviewer), and I am a/an (student, volunteer, staff member) at (name of institution/facility). I am inviting you to participate in a research study. Involvement in the study is voluntary, so you may choose to participate or not. I am going to explain the study to you. Please feel free to ask any questions that you may have about the research; I will be happy to explain anything in greater detail. I am interested in learning more about your family's resources and needs. You will be asked to answer survey questions that include education, employment, housing, healthcare, and other basic needs. This will take approximately 30 - 45 minutes of your time. All information will be kept anonymous. This means that your name will not appear anywhere and no one except me will know about your specific answers. The benefit of this research is that you will be helping the East Texas Human Needs Network to better understand our community needs, the resources available, and the services that are still needed. This information will help us to work together to address services that are needed the most. There are no risks to you for participating in this study, and no penalty for not participating. If you do not wish to continue, you have the right to stop, at any time. Before we begin, I want to make sure that you understand the information I have told you about this project and your rights. Please tell me in your own words what you understand about this project and your rights as a participant. (if they are unsure or unclear about any elements of information, tell them again, and ask again that they tell you what they understand.) Now that you understand the study, are you willing to help me with this survey?

#	Answer	Bar	Response	%
4	Yes		107	100 %
5	No		0	0 %
6	Already completed. Where?		0	0 %
	Total		107	

Already completed. Where?

Statistic	Value
Min Value	4
Max Value	4
Mean	4.00
Variance	0.00
Standard Deviation	0.00
Total Responses	107

3. Today's date?

Text Response
06/19/13
06/19/13
06/19/13
06/19/13
06/19/13
06/19/13
06/19/13
06/19/13
06/20/13
06/20/13
06/20/13
06/21/13
06/21/13
06/21/13
06/24/13
06/24/13
06/24/13
06/25/13
06/25/13
06/25/13
06/25/13
06/25/13
06/26/13
06/26/13
06/26/13
06/26/13
06/26/13
06/27/13
06/27/13
06/27/13
06/27/13
07/01/13
07/01/13
07/02/13
07/03/13
07/03/13
07/03/13
07/04/13
07/11/13
07/05/13
07/05/13
07/08/13
07/08/13
07/08/13
07/08/13
07/09/13
07/09/13
07/09/13
07/09/13
07/10/13
07/10/13
07/10/13

07/10/13
07/10/13
07/11/13
07/11/13
07/11/13
07/11/13
07/11/13
07/12/13
07/13/13
07/13/13
07/13/13
07/13/13
07/13/13
07/13/13
07/15/13
07/15/13
07/15/13
07/15/13
07/15/13
07/15/13
07/15/13
07/16/13
07/17/13
07/17/13
07/19/13
07/19/13
07/19/13
07/29/13
07/23/13
07/23/13
07/23/13
07/23/13
07/23/13
07/23/13
07/23/13
07/24/13
07/24/13
08/24/13
07/26/13
07/26/13
07/27/13
07/27/13
07/27/13
07/27/13
07/27/13
07/27/13
07/28/13
07/29/13
07/29/13
07/29/13

This table has more than 100 rows. [Click here to view all responses](#)

Statistic	Value
Total Responses	107

4. Location of interview:

#	Answer	Bar	Response	%
1	Allegiance Home Health		1	1%
2	Andrews Center		16	15%
3	ETCADA		0	0%
4	ETCIL		0	0%
5	ETMC		4	4%
6	Gateway to Hope		22	21%
7	Literacy Council of Tyler		20	19%
8	Mission Tyler / Hunger for Love		12	11%
9	New Creation Foundation		0	0%
10	PATH		15	14%
11	Salvation Army		0	0%
12	Total Healthcare Center		0	0%
13	UT Health Northeast		7	7%
14	Veterans and Community Roundtable		0	0%
15	Other		10	9%
	Total		107	

Other
ETCC
ETCC
ETCC
Church under the bridge
Veteran's Home on Pegues
Veteran's Home on Pegues
ETCC
Veterans- Fresh Start home
ETCC
ETCC

Statistic	Value
Min Value	1
Max Value	15
Mean	7.59
Variance	13.92
Standard Deviation	3.73
Total Responses	107

5. What is your age?










Text Response
35
74
31
37
40
26
73
25
48
19
51
36
59
24
65
51
52
19
42
36
27
47
45
55
24
35
40
48
41
46
54
35
22
50
28
48
55
56
34
32
50
39
28
58
42
49
38
71
53
49
37
49

35
20
86
49
55
22
68
47
32
58
38
23
53
58
53
17
30
42
51
66
34
47
13
33
49
43
28
44
40
48
37
25
62
62
24
47
52
82
50
33
54
56
35
54
34
25
21
23

This table has more than 100 rows. [Click here to view all responses](#)

Statistic	Value
Total Responses	107

6. How far did you go in School?

#	Answer	Bar	Response	%
1	8th grade or less		8	7%
2	Associate's Degree		4	4%
3	Bachelor's Degree		8	7%
4	Did not attend school		0	0%
5	Doctoral Degree		0	0%
6	GED		10	9%
7	High School Diploma		25	23%
8	Master's Degree		5	5%
9	Other?		2	2%
10	Professional Certification		0	0%
11	Some College		21	20%
12	Some High School		24	22%
13	Trade School		0	0%
	Total		107	

Other?
11th grade graduated and 2 years of nursing LVN

Statistic	Value
Min Value	1
Max Value	12
Mean	7.96
Variance	12.98
Standard Deviation	3.60
Total Responses	107

7. I am going to read you a list of agencies in our community. Please tell me if each one is providing you and your family with help?

#	Answer	Bar	Response	%
1	Andrew's Center		35	33%
2	Benevolence Center (East Erwin Church)		10	9%
3	Bethesda Clinic		21	20%
4	Community Health Clinic (Glenwood)		8	8%
5	Cornerstone Assistance Network		2	2%
6	East Texas Center for Independent Living		2	2%
7	East Texas Crisis Center		8	8%
8	Goodwill		17	16%
9	Literacy Council		7	7%
10	Loaves & Fishes (Christ Episcopal)		11	10%
11	Meals on Wheels		8	8%
12	Parents Services		1	1%
13	PATH		52	49%
14	Salvation Army		39	37%
15	St. Paul Children's Foundation		15	14%
16	St. Vincent de Paul (Cathedral)		19	18%
17	Tyler AIDS Services		1	1%
18	Transportation Agency		19	18%
19	Other (please specify)		16	15%
20	NONE		14	13%

Transportation Agency	Other (please specify)
	Literacy Council of Tyler
	DARS
	Mission Tyler
	a church but I can't think of the name, it's right down the road from PATH
	First Baptist Church
	Aldridge center
	UT Health Northeast
bus	crc county rehab center
	Home Health Care
	Gateway to Hope
walk	walk
	The VA
Medicaid transportation through Andrews center	Ut tyler family practice
	My church- in Flint (something like Shraunerback-he wasn't sure how to spell it.
	St. Marys Catholic church in Gresham
	food stamps
JARC	
Andrew's Center and Medical Trans in Canton (Angela)	
Andrew's Center Transportation	
Andrew's Center Transportation	
Tyler Transit	
Tyler transit	
Tyler Transit	
Tyler Transit, cab	
Togo bus for royal transit	
Veteran transport in the house	
Medical Transportation	
Para transit taxi	
Tyler Transit	

Tyler Transit	
Bus System	





Statistic	Value
Min Value	1
Max Value	20
Total Responses	106

8. Are you able to work?

#	Answer	Bar	Response	%
1	Yes		73	68%
2	No		34	32%
	Total		107	

Statistic	Value
Min Value	1
Max Value	2
Mean	1.32
Variance	0.22
Standard Deviation	0.47
Total Responses	107

9. What is your employment status?

#	Answer	Bar	Response	%
1	Full time		11	15%
2	Part time		20	27%
3	Seasonal		0	0%
4	Unemployed		40	55%
5	Not working, retired		2	3%
	Total		73	

Statistic	Value
Min Value	1
Max Value	5
Mean	3.03
Variance	1.55
Standard Deviation	1.25
Total Responses	73

10. Are you satisfied with your job?

#	Answer	Bar	Response	%
1	Yes		22	69%
2	No		10	31%
	Total		32	

Statistic	Value
Min Value	1
Max Value	2
Mean	1.31
Variance	0.22
Standard Deviation	0.47
Total Responses	32

11. Are you currently looking for work?

#	Answer	Bar	Response	%
1	Yes		35	85%
2	No		6	15%
	Total		41	

Statistic	Value
Min Value	1
Max Value	2
Mean	1.15
Variance	0.13
Standard Deviation	0.36
Total Responses	41









12. If you are unemployed, please tell me about the reasons that you are unemployed. (Don't read the list, just check all that apply based on what they tell you. If legal difficulties are mentioned, ask if you can read a list of specific legal issues for them to tell you yes or no on each.)

#	Answer	Bar	Response	%
1	Attempting to flee domestic abuse or sexual assault		3	8%
2	Criminal Background		2	5%
3	Criminal background: Misdemeanor		1	3%
4	Criminal background: felony		3	8%
5	Criminal background: deferred adjudication		0	0%
6	Criminal background: probation		0	0%
7	Criminal background: awaiting outcome		0	0%
8	Domestic violence/sexual assault victim		2	5%
9	Drug/alcohol problem		1	3%
10	Lack childcare		0	0%
11	Lack permanent address		3	8%
12	Lack proper clothing		5	13%
13	Lack skills/education		9	23%
14	Lack transportation		7	18%
15	Lack US documents		1	3%
16	Language barrier		2	5%
17	Layoff or Downsizing		2	5%
18	Learning/developmental disability		1	3%
19	Mental health problem		4	10%
20	Other health issues		3	8%
21	Permanent physical disability		1	3%
22	Sexual orientation or gender identity		1	3%
23	Temporary physical disability		1	3%
24	Unaccompanied youth		0	0%
25	Other (please specify)		21	54%

Other (please specify)
age and lack of verifiable credentials
Laid Off
el horario de trabajo es el mismo del horario de la escuela de ingles
economy
Applying but not being hired
not able to find anything
scheduling conflicts
Transportation
Looking for job
o worker's comp right now
Full-time student
Looking for job
Retired
Health reasons
Ex wife took my baby girl from me and I haven't been able to get myself back together since then.
Evicted from home in past and has attempted to use VA resources to help find a job, but has yet to find one.
Relocation
Location- just moved here from the Houston area
Can only work part time and some won't hire me
lack of birth certificate

Statistic	Value
Min Value	1
Max Value	25

13. Please tell me if you would like help with any of these job related activities? (Read list and check all that apply)

#	Answer	Bar	Response	%
1	Career assessment		25	36%
2	Career/job training		40	57%
3	Job search strategies		36	51%
4	Job Interviewing skills		30	43%
5	Resume writing		31	44%
6	Career Information options		34	49%
7	Work clothes		29	41%
8	None		14	20%




Statistic	Value
Min Value	1
Max Value	8
Total Responses	70

14. Do you have reliable telephone access?

#	Answer	Bar	Response	%
1	Yes		93	87%
2	No		14	13%
	Total		107	

Statistic	Value
Min Value	1
Max Value	2
Mean	1.13
Variance	0.11
Standard Deviation	0.34
Total Responses	107

15. Which kinds of telephones do you have? (Mark all that apply)

#	Answer	Bar	Response	%
1	Home phone		37	40%
2	Cell phone		80	86%
3	Work phone		11	12%







Statistic	Value
Min Value	1
Max Value	3
Total Responses	93

16. Do you have access to the Internet?

#	Answer	Bar	Response	%
1	Yes		74	69%
2	No		33	31%
	Total		107	

Statistic	Value
Min Value	1
Max Value	2
Mean	1.31
Variance	0.22
Standard Deviation	0.46
Total Responses	107

17. Where do you usually check the internet? (Read List, check all that apply)

#	Answer	Bar	Response	%
1	At home		36	49%
2	At work		7	9%
3	At the library		11	15%
4	At a friend's home		4	5%
5	At a family member's home		6	8%
6	Other		42	57%

Other
Literacy Council of Tyler
LCOT
Literacy Council of Tyler
Gateway to Hope
Texas workforce
Gateway
wireless cellular network
Gateway to Hope
ETCC Computer Lab
gateway to hope
cell phone or mother-in-law's house in Lindale
at school
Gateway to Hope
Gateway to Hope
Texas Workforce Commission, Gateway to Hope
Celular
the workforce center
UT Tyler
Gateway to hope
ipod touch
cell phone
My cell phone or Gateway let's us for job searches
Cell phone
Gateway to Hope
cell phone
At the veteran's home
On cell phone
gateway to hope
Gateway
Cell phone
Gateway of Hope
Gateway to hope
Gateway to Hope
Gateway to Hope
Gateway to Hope
Gateway to Hope
Gateway to Hope
Gateway to Hope, Wireless Network
cell
Gateway to Hope
Gateway to Hope

Statistic	Value
Min Value	1
Max Value	6

18. What is your Zip code?









Text Response
75702
75703
75708
75702
75701
75706
75702
75701
75701
75754
75702
75706
75701
75706
75702
75702
75708
75702
75707
75702
75701
75701
75702
75703
75706
75701
75702
75701
75701
75701
75756
75702
75702
75704
75771
75704
75711
75702
75771
75703
75702
75701
75701
75702
75701
75702
75701
75703
75454
75771
75701
75770

75703
75703
75703
75702
75701
75702
75704
75771
75701
75702
75703
75702
74703
75713
75702
75684
75702
75702
75702
75702
75662
75706
75792
75707
75707
75662
75791
75762
75791
75702
7501
75702
75762
75701
75704
75702
75701
75702
75762
75702
75702
75702
74703
75702
75704
75703
75702
75701

This table has more than 100 rows. [Click here to view all responses](#)

Statistic	Value
Total Responses	104

19. In what town do you usually stay?

#	Answer	Bar	Response	%
1	Arp		0	0%
2	Bullard		0	0%
3	Chapel Hill		2	2%
4	Flint		2	2%
5	Gladewater		0	0%
6	Gresham		0	0%
7	Lindale		5	5%
8	Mineola		0	0%
9	Noonday		0	0%
10	Outside of Smith County		1	1%
11	Rural Smith County		0	0%
12	Smith County		0	0%
13	Troup		0	0%
14	Tyler		86	80%
15	Whitehouse		2	2%
16	Winona		2	2%
17	Other		7	7%
	Total		107	

Other
Brownsboro
Melissa
Laraue
Overton
kilgore
Chapel hill
Dogwood City

Statistic	Value
Min Value	3
Max Value	17
Mean	13.50
Variance	7.06
Standard Deviation	2.66
Total Responses	107



20. What is your housing status?

#	Answer	Bar	Response	%
1	Own		22	21%
2	Rent		30	28%
3	Staying with friends or family		22	21%
4	Homeless- streets/car		8	8%
5	Homeless - shelter		6	6%
6	Homeless - transitional housing (HUD temporary)		5	5%
7	Hotel/motel		0	0%
8	Nursing/long term care		0	0%
9	Assisted living		0	0%
10	Group home		2	2%
12	Halfway house		1	1%
11	Other		10	9%
	Total		106	

Other
taking care of a property in exchange for rent
Salvation Army
buying
homeless--stays in an empty storefront that has a/c and restroom at nighttime
renting from in-laws
Relatives Own the home
Tent
Received 3 day eviction notice.
Family-owned home in which he lives alone (does not own it himself or live with other relatives)
rent-to-own

Statistic	Value
Min Value	1
Max Value	12
Mean	3.60
Variance	9.29
Standard Deviation	3.05
Total Responses	106

21. Are you Hispanic or Latino

#	Answer	Bar	Response	%
1	Yes		19	18%
2	No		85	82%
	Total		104	

Statistic	Value
Min Value	1
Max Value	2
Mean	1.82
Variance	0.15
Standard Deviation	0.39
Total Responses	104





22. What is your race

#	Answer	Bar	Response	%
1	American Indian or Alaska Native		0	0%
2	Asian		1	1%
3	Black or African American		29	27%
4	Native Hawaiian or Other Pacific Islander		2	2%
5	White		61	58%
6	American Indian or Alaska Native and White		3	3%
7	Asian and White		2	2%
8	Black or African American and White		2	2%
9	American Indian or Alaska Native and Black or African American		2	2%
10	Other Multiple race combinations greater than one percent		4	4%
	Total		106	

Other Multiple race combinations greater than one percent
hispanic
hispanic and white
Mexican born in texas

Statistic	Value
Min Value	2
Max Value	10
Mean	4.79
Variance	2.70
Standard Deviation	1.64
Total Responses	106







23. What language do you speak at home?

#	Answer	Bar	Response	%
1	English		86	80%
2	Spanish		5	5%
4	Spanish and English		10	9%
3	Other (please specify)		6	6%
	Total		107	

Other (please specify)
Vietnamese
nepalies
English and sign language

Statistic	Value
Min Value	1
Max Value	4
Mean	1.44
Variance	0.93
Standard Deviation	0.96
Total Responses	107

24. What is your marital status?

#	Answer	Bar	Response	%
1	Single		44	41%
2	Married		25	23%
3	Widowed		8	7%
4	Divorced		15	14%
5	Separated		7	7%
6	Living with romantic partner		8	7%
	Total		107	

Statistic	Value
Min Value	1
Max Value	6
Mean	2.44
Variance	2.66
Standard Deviation	1.63
Total Responses	107

25. Do you have minor children (under 18)?

#	Answer	Bar	Response	%
1	Yes		39	37%
2	No		67	63%
	Total		106	








Statistic	Value
Min Value	1
Max Value	2
Mean	1.63
Variance	0.23
Standard Deviation	0.48
Total Responses	106

26. Are you your child(ren)'s primary caretaker?

#	Answer	Bar	Response	%
1	Yes		25	61%
2	No		16	39%
	Total		41	

Statistic	Value
Min Value	1
Max Value	2
Mean	1.39
Variance	0.24
Standard Deviation	0.49
Total Responses	41

27. If you have children or other dependents under your care: What is your family situation?

#	Answer	Bar	Response	%
1	Single mom		14	17%
2	Single dad		0	0%
3	Two parents		11	13%
4	Raising own children and children of others		1	1%
5	Raising children of other family members (I am a grandparent, aunt, etc.)		3	4%
6	Raising someone else's children, not family		0	0%
7	Foster parents		0	0%
8	Shared custody		3	4%
9	Other		17	20%
10	No children		34	41%
	Total		83	

Other
aunt takes care of children right now
Children over age of 18
not applicable
in-laws have custody, but we have interaction rights
older children
mother has child
Child lives with grandmother
Sister
with their mom
> 20 years old
Ex-Partner has sole custody

Statistic	Value
Min Value	1
Max Value	10
Mean	7.02
Variance	13.15
Standard Deviation	3.63
Total Responses	83

28. Who provides your childcare? (or dependent care)? (Check all that apply)

#	Answer	Bar	Response	%
1	Self		18	50%
2	Friends		3	8%
3	Family		10	28%
4	Church		0	0%
5	Daycare		4	11%
6	Have to leave children alone		13	36%
7	Before and/or after school on campus		3	8%
8	Other		1	3%
9	Children/dependents are old enough to stay home alone		0	0%

Other



Statistic	Value
Min Value	1
Max Value	8
Total Responses	36

29. Is your child (or dependent) care provider dependable?

#	Answer	Bar	Response	%
1	Yes		15	58%
2	No		11	42%
	Total		26	





Statistic	Value
Min Value	1
Max Value	2
Mean	1.42
Variance	0.25
Standard Deviation	0.50
Total Responses	26

30. Do you need different childcare (dependent care) help?

#	Answer	Bar	Response	%
1	Yes		9	21%
2	No		34	79%
	Total		43	

Statistic	Value
Min Value	1
Max Value	2
Mean	1.79
Variance	0.17
Standard Deviation	0.41
Total Responses	43



31. What kind of childcare (dependent care) help do you need?

#	Answer	Bar	Response	%
1	Daycare center		6	60%
2	Before/ after school care		6	60%
3	Care for child with special needs		2	20%
4	Other (please specify)		3	30%
5	Evening hours due to work shift schedule		0	0%

Other (please specify)



Statistic	Value
Min Value	1
Max Value	4
Total Responses	10

32. Have you ever lost a job because you didn't have dependable child or dependent care?

#	Answer	Bar	Response	%
1	Yes		13	21%
2	No		49	79%
	Total		62	

Statistic	Value
Min Value	1
Max Value	2
Mean	1.79
Variance	0.17
Standard Deviation	0.41
Total Responses	62

33. Are you caring for adult children or adult dependents including seniors?
(Due to mental or physical disability)

#	Answer	Bar	Response	%
1	Yes (Specify)		19	19%
2	No		83	81%
	Total		102	

Yes (Specify)
Mother
mom and dad
takes care of elderly man
mental disability
My husband who has bipolar and rheumatoid arthritis
Stepfather
brother
mother
adult daughter
Husband
grandmother
friend with disability
Husband
a child with Autism mental retardation and soon to be brother with mental retardation
My friend is real sick and he lives with me. He's dyslexic and bipolar.
My mom-she's 83
mother
College-aged child

Statistic	Value
Min Value	1
Max Value	2
Mean	1.81
Variance	0.15
Standard Deviation	0.39
Total Responses	102









34. Who provides care for the adult children or adult dependents? (Check all that apply)

#	Answer	Bar	Response	%
1	Self		15	79%
2	Friends		0	0%
3	Family		6	32%
4	Church		1	5%
5	Daycare		0	0%
6	Have to leave elder/senior alone		3	16%
8	Other		5	26%
9	Able to stay home alone		0	0%

Other

Statistic	Value
Min Value	1
Max Value	8
Total Responses	19

35. How many people live where you stay?

#	Answer	Bar	Response	%
1	1		18	17%
2	2		22	21%
3	3		23	21%
4	4		15	14%
5	5		10	9%
6	6		6	6%
7	7		2	2%
8	8		1	1%
9	9		0	0%
10	10		2	2%
11	Other (please specify)		8	7%
	Total		107	

Other (please specify)
200
13
live alone
Veteran's Group Home- No income
Veteran's Group Home- No income
Group home max 6 (look only at family of 1 income- I accidentally hit lower incomes)
150-200 Salv Army
Live at Salvation Army

Statistic	Value
Min Value	1
Max Value	11
Mean	3.80
Variance	7.56
Standard Deviation	2.75
Total Responses	107




















36. Is your household income more or less than [state response amount that matches the number of people in the household from above]

#	Question	MORE than	LESS than	Total Responses	Mean
1	Family of 1- \$11,490	3	29	32	1.91
2	Family of 2- \$15,510	2	17	19	1.89
3	Family of 3- \$19,530	7	15	22	1.68
4	Family of 4- \$23,550	5	10	15	1.67
5	Family of 5- \$27,570	3	4	7	1.57
6	Family of 6- \$31,590	1	6	7	1.86
7	Family of 7- \$35,610	0	2	2	2.00
8	Family of 8- \$39,630	0	1	1	2.00
9	Family of 9- \$43,650	0	0	0	0.00
10	Family of 10- \$47,670	0	1	1	2.00
11	For each additional Family member add: \$4,020	0	1	1	2.00

For each additional Family member add: \$4,020

Statistic	Family of 1- \$11,490	Family of 2- \$15,510	Family of 3- \$19,530	Family of 4- \$23,550	Family of 5- \$27,570	Family of 6- \$31,590	Family of 7- \$35,610	Family of 8- \$39,630	Family of 9- \$43,650	Family of 10- \$47,670	For each additional Family member add: \$4,020
Min Value	1	1	1	1	1	1	2	2	-	2	2
Max Value	2	2	2	2	2	2	2	2	-	2	2
Mean	1.91	1.89	1.68	1.67	1.57	1.86	2.00	2.00	0.00	2.00	2.00
Variance	0.09	0.10	0.23	0.24	0.29	0.14	0.00	0.00	0.00	0.00	0.00
Standard Deviation	0.30	0.32	0.48	0.49	0.53	0.38	0.00	0.00	0.00	0.00	0.00
Total Responses	32	19	22	15	7	7	2	1	0	1	1














37. Which of these monthly bills do you pay? (Read list and check all that apply)

#	Answer	Bar	Response	%
1	Cable/Satellite TV		36	34%
2	Car/Transportation		41	38%
3	Child Care		5	5%
4	Child Support		6	6%
5	Credit Cards		17	16%
6	Food		75	70%
7	Gasoline		62	58%
8	Insurance		49	46%
9	Internet		33	31%
10	Loans		17	16%
11	Loans- Payday		4	4%
12	Loans- School		10	9%
13	Medical		37	35%
14	Mortgage		11	10%
15	Phone- cell		72	67%
16	Phone- house		26	24%
17	Rent		41	38%
18	Utilities		62	58%
19	other		15	14%
20	None		0	0%

other

Statistic	Value
Min Value	1
Max Value	19
Total Responses	107
















38. I am going to read you a list of sources from which you might be getting income? Please tell me which ones you do receive income from. (Mark all that apply)

#	Answer	Bar	Response	%
1	Child support		9	9%
2	Employer wages		39	41%
3	Family/Friends		28	29%
4	Kindness of strangers		13	14%
5	NO INCOME		4	4%
6	Other (please specify)		9	9%
7	Pension/Retirement		3	3%
8	SS		2	2%
9	SSI/SSDI		3	3%
10	Student grants/loans		2	2%
11	TANF (Temporary assistance for needy families)		6	6%
12	Unemployment benefits		0	0%
13	VA benefits		20	21%

Other (please specify)
1
1

Statistic	Value
Min Value	1
Max Value	13
Total Responses	95

39. Tell me if you or a household member receive any of these types of assistance? (Read list and mark all that apply)

#	Answer	Bar	Response	%
1	CHIPS- Children's Medicaid		19	25%
2	Department of Family and Protective Services (DFPS)		3	4%
3	Dept. of Assistive and Rehabilitative Services (DARS)		4	5%
4	Dept. of State Health Services (DSHS)		5	7%
5	Housing Voucher (Section 8)		6	8%
6	Medicaid		37	49%
7	Medicare		25	33%
8	SNAP (Food stamps)		48	63%
9	TANF- Temporary Assistance for Needy Families		2	3%
10	Texas Workforce Commission		9	12%
11	WIC- Woman, infants, and children nutrition assistance		8	11%
12	Women's Health Services		3	4%
13	NONE		2	3%
14	Other		10	13%
15	Area Agency on Aging		6	8%
16	Department of Aging and Disability Services (DADS)		0	0%

Other
















Statistic	Value
Min Value	1
Max Value	15
Total Responses	76

40. Do you or someone in your household have educational needs?

#	Answer	Bar	Response	%
1	Yes, me		39	37%
2	Yes, a household member		13	12%
3	Yes, a household member and me		11	10%
4	No		43	41%
Total			106	




Statistic	Value
Min Value	1
Max Value	4
Mean	2.55
Variance	1.81
Standard Deviation	1.35
Total Responses	106

41. Tell me if you have any of these School/Education related needs. (Read list and check all that apply)

#	Answer	Bar	Response	%
1	Adult Basic Education		21	34%
2	Adult Education (i.e. computer classes)		19	31%
3	ARD Assistance (Special Education services at school)		8	13%
4	Child's behavior concern		7	11%
5	Child's homework/schoolwork concerns		8	13%
6	Child's school attendance concerns		2	3%
7	Child's standardized exams STARR		7	11%
8	Money for tuition. (School, College, Trade School)		35	56%
9	Difficulty reading (adult)		12	19%
10	Difficulty reading (child)		6	10%
11	English as a second language		14	23%
12	GED/High School Diploma		28	45%
13	Need clothes for school		26	42%
14	None		37	60%
15	Obtaining money for school supplies, books, etc.		7	11%
17	Other		0	0%

Other	
Statistic	Value
Min Value	1
Max Value	15
Total Responses	62

42. In the past 24 months has your child had to transfer schools because you moved?

#	Answer	Bar	Response	%
1	Yes		10	10%
2	No		23	22%
3	Not applicable, no school aged child		70	68%
	Total		103	












Statistic	Value
Min Value	1
Max Value	3
Mean	2.58
Variance	0.44
Standard Deviation	0.66
Total Responses	103

43. If yes, How many times?

Text Response
2
1
4
1
2
1
2
2
1
once

Statistic	Value
Total Responses	10

44. Tell me if you have any of the following housing related needs? (Read list and mark all that apply)

#	Answer	Bar	Response	%
1	Home not safe- structure		14	18%
2	Housing not affordable		24	30%
3	furniture or household goods		39	49%
4	handicap access or modification		11	14%
5	mortgage or rent assistance		36	45%
6	other medical related accommodations		17	21%
7	pet friendly environment		20	25%
8	repairs		32	40%
9	utility assistance		38	48%
10	Neighborhood not safe		16	20%
11	NONE		12	15%
12	Other (Please specify)		0	0%

Other (Please specify)

Statistic	Value
Min Value	1
Max Value	11
Total Responses	80

45. Tell me if you need any of the following transportation related help? (Mark all that apply)

#	Answer	Bar	Response	%
1	car/truck		49	47%
2	bus tickets (\$ for bus)		39	37%
3	child safety seat(s)		2	2%
4	Driver's License		33	31%
5	gasoline		63	60%
6	information about bus routes/services		17	16%
7	Insurance		40	38%
8	auto repairs		30	29%
9	vehicle inspection		35	33%
14	Transportation for someone with disability		13	12%
10	vehicle registration		33	31%
12	Other that I did not mention (please specify)		4	4%
11	NONE		19	18%

Other that I did not mention (please specify)

if i had a vehichle, i would need assistance with the above
 maintenance for vehicles
 \$ for Train
 tires

Statistic	Value
Min Value	1
Max Value	14
Total Responses	105

46. Have you ever lost a job (or not been able to accept a job offer) because of transportation issues?

#	Answer	Bar	Response	%
1	Yes		56	52%
2	No		51	48%
	Total		107	

Statistic	Value
Min Value	1
Max Value	2
Mean	1.48
Variance	0.25
Standard Deviation	0.50
Total Responses	107

47. Please tell me if you are in need of help with any of these things: (Mark all that apply)

#	Answer	Bar	Response	%
1	Alcohol and drug abuse		7	7%
2	Anger control		24	23%
3	Caregiver support		9	9%
4	Couples communication		19	18%
5	Depression		50	48%
6	Disability counseling		19	18%
7	Elder abuse		0	0%
8	Family conflicts		24	23%
9	Making decisions/problem solving		31	30%
11	Parenting classes		10	10%
12	Personal problems		41	39%
13	Planning for the future/ Goal setting		43	41%
14	Post Traumatic Stress Disorder (PTSD)		20	19%
15	Self-esteem		37	36%
16	Spouse or child abuse		13	13%
17	Thoughts of suicide (in the past 6 months)		15	14%
18	Trauma		22	21%
19	Victimization		19	18%
20	other (please specify)		6	6%
10	NONE		19	18%

other (please specify)

Victim of family violence patient at andrews center

finding a job and a place to live

wallet with all id is lost

psychotic, schizoaffective disorder

Suspicious about roommate trying to poison or otherwise kill me and also I have thoughts about sex that I cannot stop

Statistic	Value
Min Value	1
Max Value	20
Total Responses	104

48. Where do you usually get your food?







Text Response
supermarket
Walmart
Walmart, Food Bank
walmart or super one
supermarket
super one
Walmart
Walmart
Super One Foods
walmart
Salvation Army
Super One Foods
Walmart
supermarket
super market
PATH
super 1
super 1 and walmart
store walmart super one
walmart or super one
use food stamps at grocery store
Grocery store
super 1 and organizations
PATH or super 1
super one
grocery store sometimes pantry
food stamps or helping hands places such as PATH and st. vincent de paul
PATH
super 1
Andrew's Center (2meals/day mon-thurs) or mother's house but often does not eat there, or brookshires/walmart/super one
Walmart
Super 1, Walmart
Food stamps-- human resource
grocery store, food pantry
Salvation Army, Food Stamps, Loaves and Fishes, Mission Tyler
dollar tree and super 1
ETCC Shelter
church of christ benevolence center, PATH, episcopal church,
food stamps, in tyler--churches when she is in tyler
mother, dollar store
Salvation, eat out
PATH and a church that's right up the street from PATH that I can't remember the name of
Super 1 and Walmart
Salvation Army, Food Stamps
PATH, Some grocery
Path, churches, Aldridge, and sometimes grocery store
SNAP, Walmart,
Grocery Store
Kroger
grocery store
With food Stamps SNAP
Grocery Store

food stamps or family
grocery store with food stamps
family dollar, girlfriend
Salvation Army and uses SNAP card or church under the bridge or other churches serving food
love indeed, food stamps,
Walmart and Super 1
Salvation Army, mission tyler, PATH, trinity, first baptist
food pantry, PATH, family assistance, St Paul
Food bank, food stamps
Super one, Food pantry,
salvation army, churches
Super One, misc church food banks
Walmart
Salvation Army, PATH, G2H
salvation army, PATH
Friends give me food
The Veteran's Home (Pegues) provides it
The Veteran's Home (Pegues)
Super 1
Walmart
grocery store, restaurants
SNAP, brookshires, dollar general, PATH, baptist church in Winona
Brookshires
Food banks
Walmart
Super 1 or Brookshires
My church a lot of times or the grocery store
Super 1, PATH, and St. Paul's
Super 1
Fresh start provides my food
walmart
\$71 in food stamps and at food banks and don't get it unless have to
Grocery store
walmart
salvation army, grocery store, hunger for love
Brookshires
Volunteer at Tyler assistance, Super One, Hunger for Live, churches food banks
Food banks, benevolence center, food stamps
Salvation Army, food banks Hunger for Love
Church food bank, Hunger for Love food stamps
Church food banks,Hunger for Love
Meals on wheels or dollar store
Salvation Army, Benevolence Center
Grocery, food pantries
Grocery, PATH
Salvation Army, SNAP
Food stamps
Salvation Army

This table has more than 100 rows. [Click here to view all responses](#)

Statistic	Value
Total Responses	103

49. Do you need information on how to cook food for any of these special diets? (Read list and mark all that apply)

#	Answer	Bar	Response	%
1	Diabetes		23	61%
2	Hypertension		22	58%
3	Heart Disease		17	45%
4	HIV/AIDS		2	5%
5	Gluten free		4	11%
6	No, do not need information		3	8%
7	Other		0	0%

Other

Statistic	Value
Min Value	1
Max Value	6
Total Responses	38

50. Do you need information on food nutrition?

#	Answer	Bar	Response	%
1	Yes		38	36%
2	No		67	64%
	Total		105	

Statistic	Value
Min Value	1
Max Value	2
Mean	1.64
Variance	0.23
Standard Deviation	0.48
Total Responses	105

51. Do you need to know how to store food so it will last longer?

#	Answer	Bar	Response	%
1	Yes		32	30%
2	No		73	70%
	Total		105	

Statistic	Value
Min Value	1
Max Value	2
Mean	1.70
Variance	0.21
Standard Deviation	0.46
Total Responses	105



52. Please tell me if you or someone in your household has any of these healthcare needs. (Read list and mark all that apply)

#	Answer	Bar	Response	%
1	Adult diagnosed with disability		35	33%
2	AIDS/HIV risk		0	0%
3	Child diagnosed with disability		8	7%
4	Dental care		75	70%
5	Diabetes		32	30%
6	Eye/vision care		79	74%
7	General Medical care		107	100%
8	Hearing care		24	22%
9	Heart Disease		18	17%
10	Hypertension		47	44%
11	Medical equipment		19	18%
12	Mental Health care		34	32%
13	NONE		66	62%
15	prescription medication (\$ for)		1	1%
16	Prosthesis		19	18%
17	Pulmonary Disease (COPD, Emphysema, Asthma)		2	2%
18	STD's (Sexually transmitted diseases)		10	9%
19	Substance abuse treatment		1	1%
20	Teen pregnancy		44	41%
21	Transportation to appointments		54	50%
22	Other		0	0%
23	sleep problems		0	0%

Other

Statistic	Value
Min Value	1
Max Value	21
Total Responses	107

53. Do you have health insurance or other health care coverage?

#	Answer	Bar	Response	%
1	Yes, please specify		44	41%
2	No		63	59%
	Total		107	

Yes, please specify
Co-Pay pays a small percentage of Doctor visits.
Medicaid
insurance
Medicare
Father Provides
VA
Medicare and Medicaid
Idigent care
Aflac
Medicaid
Amerigroup Medicaid
Medicaid
Medicare
possible MEDICAID,
Health Spring
Parkland Servicio de caridad
Medicare
TML
Cigna
Medicare; Medicaid
Medicare Supplement
It will not be affective until Aug 1 and it is BCBS
Medicare Medicaid
Medicare and VA
employer
Medicaid
Employer Insurance
Medicaid
United Heath Care
Medicaid
Medicaid and medicare
Veteran's Affairs Hospital Insurance
medicare
medicaid
state
Medicare and ARP
Medicaid and Medicare
Medicaid
Medicaid
Medicaid and Medicare
Medicaid

Statistic	Value
Min Value	1
Max Value	2
Mean	1.59
Variance	0.24

Standard Deviation	0.49
Total Responses	107

54. Are there others in your household who are uninsured?

#	Answer	Bar	Response	%
2	Yes		15	35%
1	No, others in household have insurance		19	44%
3	No others in my household		9	21%
	Total		43	

Statistic	Value
Min Value	1
Max Value	3
Mean	1.77
Variance	0.61
Standard Deviation	0.78
Total Responses	43













55. Who provides your health insurance?

#	Answer	Bar	Response	%
1	Self		3	7%
2	Employer		7	16%
3	Government		28	64%
4	Other		6	14%
	Total		44	

Other
Medicaid
husband's employment and government
Parkland
Parents
I bought my Medicare and Government pays for my VA
The VA



Statistic	Value
Min Value	1
Max Value	4
Mean	2.84
Variance	0.56
Standard Deviation	0.75
Total Responses	44

56. Tell me if you have any of these financial needs or problems. (Read list and mark all that apply)

#	Answer	Bar	Response	%
1	Achieving a "living wage" of income (if you achieve a "living wage" it means you don't need help from social services or government programs)		80	75%
2	Health insurance		76	72%
3	Car insurance		43	41%
4	Home/Renter insurance		30	28%
5	Need help collecting child support		4	4%
6	Need TANF (temporary assistance for needy families)		15	14%
7	Budgeting- getting the most from your money & prioritizing		34	32%
8	Bank account		23	22%
9	NONE		48	45%
10	Have bad credit rating		48	45%
11	Have past due bills		35	33%
12	Currently in collections		7	7%



Statistic	Value
Min Value	1
Max Value	12
Total Responses	106

57. Are you a US veteran?

#	Answer	Bar	Response	%
1	Yes		14	13%
2	No		93	87%
	Total		107	

Statistic	Value
Min Value	1
Max Value	2
Mean	1.87
Variance	0.11
Standard Deviation	0.34
Total Responses	107

58. If you are, are you receiving veteran's benefits?

#	Answer	Bar	Response	%
1	Yes		3	21%
2	No		11	79%
	Total		14	

Statistic	Value
Min Value	1
Max Value	2
Mean	1.79
Variance	0.18
Standard Deviation	0.43
Total Responses	14

59. If you are not receiving veteran's benefits, do you need help getting them?

#	Answer	Bar	Response	%
1	Yes		8	73%
2	No		3	27%
	Total		11	

Statistic	Value
Min Value	1
Max Value	2
Mean	1.27
Variance	0.22
Standard Deviation	0.47
Total Responses	11



60. If you are a veteran or dependent, do you need assistance with any of the following? (Read list and mark all that apply)

#	Answer	Bar	Response	%
1	Burial and Memorial		3	21%
2	Connecting to Veteran Organization		5	36%
3	Disability		6	43%
4	Education and Training		5	36%
5	Employment		5	36%
6	Health Care		9	64%
7	Healthcare for family members		2	14%
8	Housing		5	36%
9	Life Insurance		5	36%
10	Medals and records		3	21%
11	Medical benefits		8	57%
12	Mental Health Care		5	36%
13	Pension		0	0%
14	Reserve and Guard		1	7%
15	Special and Limited Benefits		1	7%
16	Transition Assistance		0	0%
17	Transportation		1	7%
18	VA claim Appeals		5	36%
19	Women Veteran Health Services		1	7%
20	Other		0	0%
21	None		3	21%

Other















Statistic	Value
Min Value	1
Max Value	21
Total Responses	14

61. Do you have any legal needs?

#	Answer	Bar	Response	%
1	Yes		21	20%
2	No		84	80%
	Total		105	

Statistic	Value
Min Value	1
Max Value	2
Mean	1.80
Variance	0.16
Standard Deviation	0.40
Total Responses	105

62. If yes, what kind of legal needs?

#	Answer	Bar	Response	%
1	Children's schooling		0	0%
2	Civil Rights/Liberties		3	14%
3	Community/Regional		0	0%
4	Discrimination related to Americans with Disabilities Act		3	14%
5	Family/Domestic		7	33%
6	Health Related		4	19%
7	Housing/Property		5	24%
8	Immigration		1	5%
9	Personal Economic/Injury		2	10%
10	Personal Finance/Consumer		3	14%
11	Public Benefits		4	19%
12	Small Business/ Farm		2	10%
13	Veteran		1	5%
14	Wills, Estates, Advanced Directives		2	10%
15	Work Related		2	10%
16	Other		5	24%

Other
unfair justice
I was in prison and hurt my leg but i read that if I didn't file it in two years that I couldn't anymore, but a lawyer might still pick it up and I wonder can I sue for that?
Child Custody
divorce
Need guardianship for adult with disability

Statistic	Value
Min Value	2
Max Value	16
Total Responses	21

63. What have we not asked you about that you feel is important?

Text Response
There is nothing.
How to get help with career and funding for career
No
No
No
Ask about whether want to go to military or college
none
No
No
That even though i said Im working I still live with my mother I only work 8hrs a week taking care of mom. I am disable myself and can't do much
nothing
about immigration
nothing
nothing
I know there is help out there, but I don't know how to go about getting it.
I think you've covered most everything.
No
That's all.
Mental health services.
cant think of anything right offhand
I don't think any
I can't think of anything.
Nothing
Place to live, place to receive mail and phone and transportation.
I think you covered it all.
Nothing
Nothing
nothing really
More information and services for people when they need medical help.
I am on parole, and have difficulty paying parole fees, and staying afloat with monthly bills
Nothing Really
I don't know.
Nothing, you covered everything
None
Nothing
none
Nothing you have asked everything
Well you've covered a myriad of subjects, I can't think of anything.
Nothing.
I got to find my daughter to see if she's alive and doing alright.
Most important thing is to help me get to Phoenix so I can achieve my goals.
Nothing.
help for underfunded or non-funded people with medical needs
How about access to healthcare. Do people feel like the can get into the doctor and access healthcare.
Nothing
Nothing.
About my probation because a lot of people with mental illness are on probation.
Nothing really. Everything's on there.
Nothing.
Everything's been covered.
Trying to call about lights or water, she can't get anybody to help.Calling at PATH.
pretty well covered

you covered the bases
No ya'll are pretty good
No you coveted everything
Not much really.
You coveted it all
None
Help for people after they get out of prison / Free medical care until I can get work or disability
I think you got it all there.
Nothing
Salvation Army has not enough resources, not helping this individual with a bed or work help services.
Nothing.

Statistic	Value
Total Responses	63

64. What need do you have that we have not asked you about?

Text Response
There is no need.
homeless getting food stamps, getting a mailing address for the homeless
Obtaining access to owning a computer
obtaining better employment schedule in order that person may be home more with children
No
Immigration Reform
No
need a job
none
No
No
ayuda de un ginecologo para saber si puedo quedar embarazada
Help people with diabetes, especially with getting food to fit their diet. Need more money on food stamps to be able to buy food for this diet.
nothing
survey did not ask about need for citizenship
Need help paying for insulin for diabetes.
information about steps for college
none
None
Nothing that I can think of.
I don't know. I can't think of any.
You said it all.
More counseling resources and needs and costs associated with mental health services.
can't think of any needs that haven't been asked about
need information about local housing
I need life insurance that's cheap.
Nothing I can think of.
Need help finding job for someone who is able and well, but was injured in the past. Also need shelters where you do not have to provide an ID to be accepted.
None
Nothing
Need to try and help with more housing, and also utility and food issues.
Social Groups
Scholarship money
same
Tyler transit would have bus services to the industrial area, so more people would have the opportunity to get jobs there.
I need help getting my social security card, copy of my birth certificate, and my driver's license, because I lost my wallet and now I do not have any of these things that are needed.
Help with neighbor. House is a mess.
A housing need cause I don't wanna live with my momma forever.
You have asked everything
None
Nine
none
Nothing
I need legal assistance very, very badly. I don't have the money to support the hourly cost an attorney would require.
You asked about everything.
I need information about different medical problems/symptoms like diabetes and hypertension.
(Shook head no)
I just need to know where to go to get financial help.
Need to pass out more commodities.
none
A room in the Andrews center where people can go to cool off and relax. A quiet, private room.

Nothing
I think you covered 'em all.
You didn't ask about support groups and I need them in my life to help get by day to day.
Nothing.
Nothing.
You've received every answer from me towards all my needs.
Don't guess anything.
Clothing for children
spiritual needs
you covered all
Cant think of any
(Shook head no)
None
You got everything.
You asked about it all.

Statistic	Value
Total Responses	66

65. Interviewer: Please record below any information you think might be useful about this particular interview or participant. If applicable, indicate anything unusual or any break from protocol that may have occurred.

Text Response
How does this person obtain legal help with a legal situation that is not listed on this form?
Most of these needs are very important to participant
survey takes less time when participant has no children
this was my first interview on someone pc!
none
participant seemed more eager to tell about needs than other participants.
Extremely cooperative, friend
friendly, sick, living on the streets.
None
this man is in a vicious cycle of no car//no work//no money//no place to live//no way to pay for food
this lady and her beau need to get out of his mother's house because their baby (whom his mother has custody of) is now old enough that cps is requiring that he have a room of his own, leaving his parents no place to live. the couple is in dire need of local, affordable housing close to the hospital district, where the man works.
anxious, uncomfortable, tired-looking
friendly, and intelligent.
newly laid off very kind
very kind, very much in need
Legal Question did not go to Legal needs list
N/A
N/A
This a student that is finding herself on her own.
awesome guy...getting it all together!
Nothing
N/A
The participant has never been married but she has two sons (15 and 17 years) from different fathers and each is staying with their father.
had a lot of information to offer way beyond the scope of the study
Participant wanted to discuss his life and experiences before beginning survey (took about 15 min)
Pleasant, forgotten child.
Sad that this man is actively psychotic, and severely epileptic and is NOT on the meds he needs because he can't afford them. He says Andrews won't help him.
Veterans like to talk a lot and elaborate (in length) on every response given. Spent an hour together.
Spent an hour together because he liked to elaborate on all responses.
Need help with VA Benefit
Client fell asleep often, had to wake him and reiterate some questions.
Mom and son came in and have other family members with no place to go.
None
very nice man...very well-spoken and determined to make something of himself and pull himself up by the grace of God and his bootstraps
Nothing

Statistic	Value
Total Responses	35