

# 51 Diabetes

Last Modified: 09/08/2013  
Filter By: Report Subgroup

1. Name of Interviewer:

Text Response
Barbara Landreth
Kristin N. Carrillo
Denise Nicole Brown
Judy Porter
heidi eslicker
Denise Nicole Brown
Sean
Denise Nicole Brown
Reilly
Kit Covington
Grayson Burgess
E. Adriana Hernandez
Carlton Allen
Kim Bush
Kim Bush
Christie Cofer
Judy Porter
Judy Porter
Carlton Allen
christie cofer
Carlton Allen
christie cofer
Kristin N Carrillo
Barbara Landreth
Kim Bush
Kristin N. Carrillo
Kristin N. Carrillo
Chuck Winston
Jessica Barkell
Reilly
Carlton Allen
Denise Nicole Brown
Stephanie Guzman
Kristin N. Carrillo
jessica barkell
Kristin N. Carrillo
Chuck Winston
Kristin N. Carrillo
Terri O'Sullivan
Kit Covington
heidi eslicker
Carlton Allen
Carlton Allen
Carlton Allen
Stephanie Guzman
Reilly
Chuck Winston

Statistic	Value
Total Responses	47

2. My name is (name of interviewer), and I am a/an (student, volunteer, staff member) at (name of institution/facility). I am inviting you to participate in a research study. Involvement in the study is voluntary, so you may choose to participate or not. I am going to explain the study to you. Please feel free to ask any questions that you may have about the research; I will be happy to explain anything in greater detail. I am interested in learning more about your family's resources and needs. You will be asked to answer survey questions that include education, employment, housing, healthcare, and other basic needs. This will take approximately 30 - 45 minutes of your time. All information will be kept anonymous. This means that your name will not appear anywhere and no one except me will know about your specific answers. The benefit of this research is that you will be helping the East Texas Human Needs Network to better understand our community needs, the resources available, and the services that are still needed. This information will help us to work together to address services that are needed the most. There are no risks to you for participating in this study, and no penalty for not participating. If you do not wish to continue, you have the right to stop, at any time. Before we begin, I want to make sure that you understand the information I have told you about this project and your rights. Please tell me in your own words what you understand about this project and your rights as a participant. (if they are unsure or unclear about any elements of information, tell them again, and ask again that they tell you what they understand.) Now that you understand the study, are you willing to help me with this survey?

#	Answer	Bar	Response	%
4	Yes		69	100 %
5	No		0	0 %
6	Already completed. Where?		0	0 %
	Total		69	

**Already completed. Where?**

Statistic	Value
Min Value	4
Max Value	4
Mean	4.00
Variance	0.00
Standard Deviation	0.00
Total Responses	69










3. Today's date?

Text Response
06/19/13
06/19/13
06/19/13
06/20/13
06/20/13
06/21/13
06/21/13
06/21/13
06/24/13
06/24/13
06/24/13
06/25/13
06/25/13
06/25/13
06/26/13
06/26/13
06/26/13
06/26/13
06/27/13
06/27/13
06/29/13
07/01/13
07/02/13
07/02/13
07/04/13
07/05/13
07/06/13
07/08/13
07/08/13
07/09/13
07/09/13
07/09/13
07/09/13
07/10/13
07/10/13
07/11/13
07/10/13
07/10/13
07/10/13
07/10/13
07/11/13
07/11/13
07/12/13
07/12/13
07/13/13
07/13/13
07/13/13
07/15/13
07/15/13
07/15/13
07/16/13
07/16/13
07/19/13

07/19/13
07/22/13
07/23/13
07/23/13
07/23/13
07/24/13
07/24/13
07/24/13
08/24/13
07/25/13
07/26/13
07/26/13
07/26/13
07/26/13
07/30/13
07/30/13
07/31/13

Statistic	Value
Total Responses	69

4. Location of interview:

#	Answer	Bar	Response	%
1	Allegiance Home Health		5	7%
2	Andrews Center		9	13%
3	ETCADA		0	0%
4	ETCIL		0	0%
5	ETMC		5	7%
6	Gateway to Hope		7	10%
7	Literacy Council of Tyler		10	14%
8	Mission Tyler / Hunger for Love		4	6%
9	New Creation Foundation		0	0%
10	PATH		8	12%
11	Salvation Army		0	0%
12	Total Healthcare Center		0	0%
13	UT Health Northeast		17	25%
14	Veterans and Community Roundtable		0	0%
15	Other		4	6%
	Total		69	

Other
East Texas Crisis Center
Veteran's Home on Pegues
ETCC
ETCC

Statistic	Value
Min Value	1
Max Value	15
Mean	8.01
Variance	19.19
Standard Deviation	4.38
Total Responses	69

5. What is your age?














Text Response
74
33
27
34
69
23
36
41
20
65
66
19
42
21
45
55
35
34
46
54
60
22
50
84
56
32
57
58
42
49
71
69
78
49
52
74
75
53
71
68
68
62
77
60
32
58
68
53
66
47
29
33

68
33
48
48
62
41
50
58
47
56
52
63
82
70
50
33
35

Statistic	Value
Total Responses	69



6. How far did you go in School?

#	Answer	Bar	Response	%
1	8th grade or less		7	10%
2	Associate's Degree		2	3%
3	Bachelor's Degree		7	10%
4	Did not attend school		1	1%
5	Doctoral Degree		0	0%
6	GED		5	7%
7	High School Diploma		9	13%
8	Master's Degree		3	4%
9	Other?		2	3%
10	Professional Certification		0	0%
11	Some College		10	14%
12	Some High School		22	32%
13	Trade School		1	1%
	Total		69	

Other?

Certified Nurse/Med Aide, Certified Phlebotomy  
 graduated and 2 years of nursing LVN

Statistic	Value
Min Value	1
Max Value	13
Mean	8.09
Variance	16.23
Standard Deviation	4.03
Total Responses	69

7. I am going to read you a list of agencies in our community. Please tell me if each one is providing you and your family with help?

#	Answer	Bar	Response	%
1	Andrew's Center		23	34%
2	Benevolence Center (East Erwin Church)		5	7%
3	Bethesda Clinic		8	12%
4	Community Health Clinic (Glenwood)		6	9%
5	Cornerstone Assistance Network		2	3%
6	East Texas Center for Independent Living		1	1%
7	East Texas Crisis Center		5	7%
8	Goodwill		12	18%
9	Literacy Council		3	4%
10	Loaves & Fishes (Christ Episcopal)		3	4%
11	Meals on Wheels		13	19%
12	Parents Services		2	3%
13	PATH		26	39%
14	Salvation Army		17	25%
15	St. Paul Children's Foundation		10	15%
16	St. Vincent de Paul (Cathedral)		11	16%
17	Tyler AIDS Services		2	3%
18	Transportation Agency		14	21%
19	Other (please specify)		8	12%
20	NONE		15	22%

Transportation Agency	Other (please specify)
	Literacy Council of Tyler
	medicare
	First Baptist Church
	Aldridge center
	Home Health Care
	Gateway to Hope
Go Bus	Medical Transportation
	food stamps
Andrew's Center and Medical Trans in Canton (Angela)	
Andrew's Center Transportation	
Tyler Paratransit	
Tyler Transit	
Medicaid	
judis carrier service	
Medicaid Transportation	
Medical Transportation	
Togo bus for royal transit	
Andrew's center transport	
Andrews center transport	
Bus System	






Statistic	Value
Min Value	1
Max Value	20
Total Responses	67

8. Are you able to work?

#	Answer	Bar	Response	%
1	Yes		36	52%
2	No		33	48%
	Total		69	

Statistic	Value
Min Value	1
Max Value	2
Mean	1.48
Variance	0.25
Standard Deviation	0.50
Total Responses	69

9. What is your employment status?

#	Answer	Bar	Response	%
1	Full time		9	25%
2	Part time		8	22%
3	Seasonal		2	6%
4	Unemployed		15	42%
5	Not working, retired		2	6%
	Total		36	

Statistic	Value
Min Value	1
Max Value	5
Mean	2.81
Variance	1.88
Standard Deviation	1.37
Total Responses	36

10. Are you satisfied with your job?

#	Answer	Bar	Response	%
1	Yes		13	65%
2	No		7	35%
	Total		20	

Statistic	Value
Min Value	1
Max Value	2
Mean	1.35
Variance	0.24
Standard Deviation	0.49
Total Responses	20

11. Are you currently looking for work?

#	Answer	Bar	Response	%
1	Yes		14	88%
2	No		2	13%
	Total		16	

Statistic	Value
Min Value	1
Max Value	2
Mean	1.13
Variance	0.12
Standard Deviation	0.34
Total Responses	16









12. If you are unemployed, please tell me about the reasons that you are unemployed. (Don't read the list, just check all that apply based on what they tell you. If legal difficulties are mentioned, ask if you can read a list of specific legal issues for them to tell you yes or no on each.)

#	Answer	Bar	Response	%
1	Attempting to flee domestic abuse or sexual assault		1	6%
2	Criminal Background		0	0%
3	Criminal background: Misdemeanor		3	19%
4	Criminal background: felony		1	6%
5	Criminal background: deferred adjudication		0	0%
6	Criminal background: probation		0	0%
7	Criminal background: awaiting outcome		0	0%
8	Domestic violence/sexual assault victim		2	13%
9	Drug/alcohol problem		1	6%
10	Lack childcare		0	0%
11	Lack permanent address		0	0%
12	Lack proper clothing		0	0%
13	Lack skills/education		4	25%
14	Lack transportation		2	13%
15	Lack US documents		0	0%
16	Language barrier		1	6%
17	Layoff or Downsizing		1	6%
18	Learning/developmental disability		0	0%
19	Mental health problem		1	6%
20	Other health issues		0	0%
21	Permanent physical disability		0	0%
22	Sexual orientation or gender identity		0	0%
23	Temporary physical disability		0	0%
24	Unaccompanied youth		0	0%
25	Other (please specify)		10	63%

Other (please specify)
Going to GED classes
economy
looking for job
Applying but not being hired
not able to find anything
scheduling conflicts
Transportation
Looking for job
Retired
Evicted from home in past and has attempted to use VA resources to help find a job, but has yet to find one.

Statistic	Value
Min Value	1
Max Value	25
Total Responses	16

13. Please tell me if you would like help with any of these job related activities? (Read list and check all that apply)

#	Answer	Bar	Response	%
1	Career assessment		10	28%
2	Career/job training		18	50%
3	Job search strategies		16	44%
4	Job Interviewing skills		15	42%
5	Resume writing		17	47%
6	Career Information options		18	50%
7	Work clothes		14	39%
8	None		10	28%

Statistic	Value
Min Value	1
Max Value	8
Total Responses	36






14. Do you have reliable telephone access?

#	Answer	Bar	Response	%
1	Yes		64	93%
2	No		5	7%
	Total		69	

Statistic	Value
Min Value	1
Max Value	2
Mean	1.07
Variance	0.07
Standard Deviation	0.26
Total Responses	69

15. Which kinds of telephones do you have? (Mark all that apply)

#	Answer	Bar	Response	%
1	Home phone		36	56%
2	Cell phone		49	77%
3	Work phone		10	16%







Statistic	Value
Min Value	1
Max Value	3
Total Responses	64

16. Do you have access to the Internet?

#	Answer	Bar	Response	%
1	Yes		40	58%
2	No		29	42%
	Total		69	

Statistic	Value
Min Value	1
Max Value	2
Mean	1.42
Variance	0.25
Standard Deviation	0.50
Total Responses	69

17. Where do you usually check the internet? (Read List, check all that apply)

#	Answer	Bar	Response	%
1	At home		29	73%
2	At work		6	15%
3	At the library		5	13%
4	At a friend's home		1	3%
5	At a family member's home		1	3%
6	Other		17	43%

Other
Literacy Council of Tyler
On cell phone
LCOT
Texas workforce
wireless cellular network
gateway to hope
at school
Gateway to Hope
Texas Workforce Commission, Gateway to Hope
My cell phone or Gateway let's us for job searches
Senior Apartment Center
Gateway to Hope
gateway to hope
gateway to hope
cell

Statistic	Value
Min Value	1
Max Value	6
Total Responses	40

18. What is your Zip code?

Text Response
75703
75705
75702
75757
75702
75704
75706
75704
75702
75702
75702
75702
75707
75704
75702
75703
75701
75702
75701
75756
75701
75702
75704
75702
75702
75703
75702
75702
75701
75702
75703
75652
75771
75770
75771
75771
unknown
75647
75762
75706
75704
75766
75770
75765
75701
75702
75702
75713
75702
75771
70924
75792

75758
75702
75701
75791
75702
75703
75791
75701
75704
75792
75702
75706
75701
75752
75701
75702

Statistic	Value
Total Responses	68

19. In what town do you usually stay?

#	Answer	Bar	Response	%
1	Arp		0	0%
2	Bullard	█	1	1%
3	Chapel Hill	█	1	1%
4	Flint	█	1	1%
5	Gladewater	█	2	3%
6	Gresham		0	0%
7	Lindale	█	3	4%
8	Mineola		0	0%
9	Noonday		0	0%
10	Outside of Smith County	█	1	1%
11	Rural Smith County	█	1	1%
12	Smith County		0	0%
13	Troup		0	0%
14	Tyler	████████████████████	47	68%
15	Whitehouse	█	2	3%
16	Winona	█	2	3%
17	Other	█	8	12%
	Total		69	

Other
Brownsboro
Laraue
jville
Henderson
hawkins
Glenwood
Chanler
Athens

Statistic	Value
Min Value	2
Max Value	17
Mean	13.29
Variance	10.97
Standard Deviation	3.31
Total Responses	69

20. What is your housing status?

#	Answer	Bar	Response	%
1	Own		25	37%
2	Rent		22	32%
3	Staying with friends or family		12	18%
4	Homeless- streets/car		0	0%
5	Homeless - shelter		5	7%
6	Homeless - transitional housing (HUD temporary)		1	1%
7	Hotel/motel		0	0%
8	Nursing/long term care		0	0%
9	Assisted living		0	0%
10	Group home		0	0%
12	Halfway house		0	0%
11	Other		3	4%
	Total		68	

**Other**

homeless--stays in an empty storefront that has a/c and restroom at nighttime



Relatives Own the home

Family-owned home in which he lives alone (does not own it himself or live with other relatives)

Statistic	Value
Min Value	1
Max Value	11
Mean	2.49
Variance	4.85
Standard Deviation	2.20
Total Responses	68



21. Are you Hispanic or Latino

#	Answer	Bar	Response	%
1	Yes		9	13%
2	No		60	87%
	Total		69	

Statistic	Value
Min Value	1
Max Value	2
Mean	1.87
Variance	0.12
Standard Deviation	0.34
Total Responses	69





22. What is your race

#	Answer	Bar	Response	%
1	American Indian or Alaska Native		0	0%
2	Asian		1	1%
3	Black or African American		25	36%
4	Native Hawaiian or Other Pacific Islander		0	0%
5	White		37	54%
6	American Indian or Alaska Native and White		2	3%
7	Asian and White		2	3%
8	Black or African American and White		0	0%
9	American Indian or Alaska Native and Black or African American		0	0%
10	Other Multiple race combinations greater than one percent		2	3%
	Total		69	

Other Multiple race combinations greater than one percent
hispanic
Mexican born in texas

Statistic	Value
Min Value	2
Max Value	10
Mean	4.46
Variance	2.19
Standard Deviation	1.48
Total Responses	69

23. What language do you speak at home?







#	Answer	Bar	Response	%
1	English		59	86%
2	Spanish		4	6%
4	Spanish and English		4	6%
3	Other (please specify)		2	3%
	Total		69	

Other (please specify)

Vietnamese

Statistic	Value
Min Value	1
Max Value	4
Mean	1.29
Variance	0.62
Standard Deviation	0.79
Total Responses	69

24. What is your marital status?

#	Answer	Bar	Response	%
1	Single		22	32%
2	Married		19	28%
3	Widowed		8	12%
4	Divorced		16	23%
5	Separated		3	4%
6	Living with romantic partner		1	1%
	Total		69	

Statistic	Value
Min Value	1
Max Value	6
Mean	2.45
Variance	1.81
Standard Deviation	1.35
Total Responses	69

25. Do you have minor children (under 18)?

#	Answer	Bar	Response	%
1	Yes		19	28%
2	No		50	72%
	Total		69	

Statistic	Value
Min Value	1
Max Value	2
Mean	1.72
Variance	0.20
Standard Deviation	0.45
Total Responses	69

26. Are you your child(ren)'s primary caretaker?

#	Answer	Bar	Response	%
1	Yes		14	74%
2	No		5	26%
	Total		19	

Statistic	Value
Min Value	1
Max Value	2
Mean	1.26
Variance	0.20
Standard Deviation	0.45
Total Responses	19

27. If you have children or other dependents under your care: What is your family situation?

#	Answer	Bar	Response	%
1	Single mom		4	8%
2	Single dad		0	0%
3	Two parents		10	20%
4	Raising own children and children of others		1	2%
5	Raising children of other family members (I am a grandparent, aunt, etc.)		4	8%
6	Raising someone else's children, not family		0	0%
7	Foster parents		0	0%
8	Shared custody		2	4%
9	Other		8	16%
10	No children		22	43%
	Total		51	

Other
n/a
Children over age of 18
not applicable
older children
child is ward of the state
with their mom

Statistic	Value
Min Value	1
Max Value	10
Mean	7.18
Variance	11.19
Standard Deviation	3.34
Total Responses	51

28. Who provides your childcare? (or dependent care)? (Check all that apply)

#	Answer	Bar	Response	%
1	Self		13	59%
2	Friends		1	5%
3	Family		7	32%
4	Church		0	0%
5	Daycare		1	5%
6	Have to leave children alone		8	36%
7	Before and/or after school on campus		0	0%
8	Other		1	5%
9	Children/dependents are old enough to stay home alone		0	0%

Other

Statistic	Value
Min Value	1
Max Value	8
Total Responses	22





29. Is your child (or dependent) care provider dependable?

#	Answer	Bar	Response	%
1	Yes		7	64%
2	No		4	36%
	Total		11	




Statistic	Value
Min Value	1
Max Value	2
Mean	1.36
Variance	0.25
Standard Deviation	0.50
Total Responses	11

30. Do you need different childcare (dependent care) help?

#	Answer	Bar	Response	%
1	Yes		4	16%
2	No		21	84%
	Total		25	

Statistic	Value
Min Value	1
Max Value	2
Mean	1.84
Variance	0.14
Standard Deviation	0.37
Total Responses	25



31. What kind of childcare (dependent care) help do you need?

#	Answer	Bar	Response	%
1	Daycare center		1	25%
2	Before/ after school care		1	25%
3	Care for child with special needs		0	0%
4	Other (please specify)		2	50%
5	Evening hours due to work shift schedule		0	0%

Other (please specify)



Statistic	Value
Min Value	1
Max Value	4
Total Responses	4

32. Have you ever lost a job because you didn't have dependable child or dependent care?

#	Answer	Bar	Response	%
1	Yes		8	17%
2	No		39	83%
	Total		47	

Statistic	Value
Min Value	1
Max Value	2
Mean	1.83
Variance	0.14
Standard Deviation	0.38
Total Responses	47






**33.** Are you caring for adult children or adult dependents including seniors?  
(Due to mental or physical disability)

#	Answer	Bar	Response	%
1	Yes (Specify)		16	24%
2	No		52	76%
	Total		68	

Yes (Specify)
takes care of elderly man
My husband who has bipolar and rheumatoid arthritis
Stepfather
brother
mother
adult daughter
Daughter
Husband
mother
mother
My mom-she's 83
mother
Help mom to bathroom and with cleaning
College-aged child

Statistic	Value
Min Value	1
Max Value	2
Mean	1.76
Variance	0.18
Standard Deviation	0.43
Total Responses	68











34. Who provides care for the adult children or adult dependents? (Check all that apply)

#	Answer	Bar	Response	%
1	Self		11	69%
2	Friends		0	0%
3	Family		7	44%
4	Church		2	13%
5	Daycare		0	0%
6	Have to leave elder/senior alone		2	13%
8	Other		3	19%
9	Able to stay home alone		0	0%

**Other**

Statistic	Value
Min Value	1
Max Value	8
Total Responses	16

35. How many people live where you stay?

#	Answer	Bar	Response	%
1	1		10	14%
2	2		18	26%
3	3		15	22%
4	4		6	9%
5	5		5	7%
6	6		3	4%
7	7		2	3%
8	8		1	1%
9	9		0	0%
10	10		4	6%
11	Other (please specify)		5	7%
	Total		69	

Other (please specify)
11
live alone
Veteran's Group Home- No income
150-200 Salv Army
stays with friends

Statistic	Value
Min Value	1
Max Value	11
Mean	3.99
Variance	9.07
Standard Deviation	3.01
Total Responses	69

36. Is your household income more or less than [state response amount that matches the number of people in the household from above]




















#	Question	MORE than	LESS than	Total Responses	Mean
1	Family of 1- \$11,490	7	7	14	1.50
2	Family of 2- \$15,510	8	11	19	1.58
3	Family of 3- \$19,530	4	9	13	1.69
4	Family of 4- \$23,550	3	3	6	1.50
5	Family of 5- \$27,570	2	3	5	1.60
6	Family of 6- \$31,590	0	3	3	2.00
7	Family of 7- \$35,610	0	2	2	2.00
8	Family of 8- \$39,630	0	1	1	2.00
9	Family of 9- \$43,650	0	0	0	0.00
10	Family of 10- \$47,670	0	2	2	2.00
11	For each additional Family member add: \$4,020	0	1	1	2.00

**For each additional Family member add: \$4,020**  
 \$51,690

Statistic	Family of 1- \$11,490	Family of 2- \$15,510	Family of 3- \$19,530	Family of 4- \$23,550	Family of 5- \$27,570	Family of 6- \$31,590	Family of 7- \$35,610	Family of 8- \$39,630	Family of 9- \$43,650	Family of 10- \$47,670	For each additional Family member add: \$4,020
Min Value	1	1	1	1	1	2	2	2	-	2	2
Max Value	2	2	2	2	2	2	2	2	-	2	2
Mean	1.50	1.58	1.69	1.50	1.60	2.00	2.00	2.00	0.00	2.00	2.00
Variance	0.27	0.26	0.23	0.30	0.30	0.00	0.00	0.00	0.00	0.00	0.00
Standard Deviation	0.52	0.51	0.48	0.55	0.55	0.00	0.00	0.00	0.00	0.00	0.00
Total Responses	14	19	13	6	5	3	2	1	0	2	1














37. Which of these monthly bills do you pay? (Read list and check all that apply)

#	Answer	Bar	Response	%
1	Cable/Satellite TV		30	43%
2	Car/Transportation		24	35%
3	Child Care		2	3%
4	Child Support		3	4%
5	Credit Cards		15	22%
6	Food		53	77%
7	Gasoline		42	61%
8	Insurance		41	59%
9	Internet		22	32%
10	Loans		15	22%
11	Loans- Payday		5	7%
12	Loans- School		3	4%
13	Medical		26	38%
14	Mortgage		12	17%
15	Phone- cell		42	61%
16	Phone- house		29	42%
17	Rent		25	36%
18	Utilities		50	72%
19	other		4	6%
20	None		0	0%

other

Statistic	Value
Min Value	1
Max Value	19
Total Responses	69















38. I am going to read you a list of sources from which you might be getting income? Please tell me which ones you do receive income from. (Mark all that apply)

#	Answer	Bar	Response	%
1	Child support		4	7%
2	Employer wages		23	39%
3	Family/Friends		11	19%
4	Kindness of strangers		7	12%
5	NO INCOME		9	15%
6	Other (please specify)		16	27%
7	Pension/Retirement		3	5%
8	SS		0	0%
9	SSI/SSDI		2	3%
10	Student grants/loans		2	3%
11	TANF (Temporary assistance for needy families)		5	8%
12	Unemployment benefits		0	0%
13	VA benefits		10	17%

Other (please specify)	
1	
1	

Statistic	Value
Min Value	1
Max Value	13
Total Responses	59





39. Tell me if you or a household member receive any of these types of assistance? (Read list and mark all that apply)

#	Answer	Bar	Response	%
1	CHIPS- Children's Medicaid		12	21%
2	Department of Family and Protective Services (DFPS)		2	4%
3	Dept. of Assistive and Rehabilitative Services (DARS)		4	7%
4	Dept. of State Health Services (DSHS)		1	2%
5	Housing Voucher (Section 8)		2	4%
6	Medicaid		25	45%
7	Medicare		33	59%
8	SNAP (Food stamps)		25	45%
9	TANF- Temporary Assistance for Needy Families		0	0%
10	Texas Workforce Commission		7	13%
11	WIC- Woman, infants, and children nutrition assistance		3	5%
12	Women's Health Services		3	5%
13	NONE		3	5%
14	Other		12	21%
15	Area Agency on Aging		3	5%
16	Department of Aging and Disability Services (DADS)		0	0%

**Other**















Statistic	Value
Min Value	1
Max Value	15
Total Responses	56

40. Do you or someone in your household have educational needs?

#	Answer	Bar	Response	%
1	Yes, me		14	20%
2	Yes, a household member		9	13%
3	Yes, a household member and me		7	10%
4	No		39	57%
Total			69	

Statistic	Value
Min Value	1
Max Value	4
Mean	3.03
Variance	1.53
Standard Deviation	1.24
Total Responses	69




41. Tell me if you have any of these School/Education related needs. (Read list and check all that apply)

#	Answer	Bar	Response	%
1	Adult Basic Education		8	27%
2	Adult Education (i.e. computer classes)		9	30%
3	ARD Assistance (Special Education services at school)		4	13%
4	Child's behavior concern		3	10%
5	Child's homework/schoolwork concerns		4	13%
6	Child's school attendance concerns		0	0%
7	Child's standardized exams STARR		4	13%
8	Money for tuition. (School, College, Trade School)		12	40%
9	Difficulty reading (adult)		5	17%
10	Difficulty reading (child)		2	7%
11	English as a second language		4	13%
12	GED/High School Diploma		13	43%
13	Need clothes for school		12	40%
14	None		16	53%
15	Obtaining money for school supplies, books, etc.		5	17%
17	Other		0	0%

**Other**

Statistic	Value
Min Value	1
Max Value	15
Total Responses	30

42. In the past 24 months has your child had to transfer schools because you moved?

#	Answer	Bar	Response	%
1	Yes		5	8%
2	No		15	23%
3	Not applicable, no school aged child		46	70%
	Total		66	












Statistic	Value
Min Value	1
Max Value	3
Mean	2.62
Variance	0.39
Standard Deviation	0.63
Total Responses	66

43. If yes, How many times?

Text Response
1
1
1
2
1

Statistic	Value
Total Responses	5

44. Tell me if you have any of the following housing related needs? (Read list and mark all that apply)














#	Answer	Bar	Response	%
1	Home not safe- structure		10	20%
2	Housing not affordable		12	24%
3	furniture or household goods		18	35%
4	handicap access or modification		16	31%
5	mortgage or rent assistance		19	37%
6	other medical related accommodations		8	16%
7	pet friendly environment		11	22%
8	repairs		25	49%
9	utility assistance		27	53%
10	Neighborhood not safe		8	16%
11	NONE		6	12%
12	Other (Please specify)		0	0%

**Other (Please specify)**

Statistic	Value
Min Value	1
Max Value	11
Total Responses	51



45. Tell me if you need any of the following transportation related help? (Mark all that apply)

#	Answer	Bar	Response	%
1	car/truck		23	35%
2	bus tickets (\$ for bus)		16	24%
3	child safety seat(s)		2	3%
4	Driver's License		16	24%
5	gasoline		30	45%
6	information about bus routes/services		8	12%
7	Insurance		18	27%
8	auto repairs		16	24%
9	vehicle inspection		14	21%
14	Transportation for someone with disability		10	15%
10	vehicle registration		14	21%
12	Other that I did not mention (please specify)		5	8%
11	NONE		17	26%

**Other that I did not mention (please specify)**

if i had a vehichle, i would need assistance with the above  
 maintenance for vehicles  
 chair carrier for car  
 \$ for Train  
 tires

Statistic	Value
Min Value	1
Max Value	14
Total Responses	66

46. Have you ever lost a job (or not been able to accept a job offer) because of transportation issues?

#	Answer	Bar	Response	%
1	Yes		24	35%
2	No		45	65%
	Total		69	

Statistic	Value
Min Value	1
Max Value	2
Mean	1.65
Variance	0.23
Standard Deviation	0.48
Total Responses	69

47. Please tell me if you are in need of help with any of these things: (Mark all that apply)

#	Answer	Bar	Response	%
1	Alcohol and drug abuse		6	9%
2	Anger control		11	17%
3	Caregiver support		9	14%
4	Couples communication		3	5%
5	Depression		23	35%
6	Disability counseling		9	14%
7	Elder abuse		1	2%
8	Family conflicts		11	17%
9	Making decisions/problem solving		10	15%
11	Parenting classes		3	5%
12	Personal problems		19	29%
13	Planning for the future/ Goal setting		21	32%
14	Post Traumatic Stress Disorder (PTSD)		11	17%
15	Self-esteem		14	22%
16	Spouse or child abuse		4	6%
17	Thoughts of suicide (in the past 6 months)		4	6%
18	Trauma		5	8%
19	Victimization		8	12%
20	other (please specify)		4	6%
10	NONE		18	28%

other (please specify)
finding a job and a place to live
Senior Citizen Community Social Events
Panic attacks (4-5 hours each time)
Recovery from major accident stamina

Statistic	Value
Min Value	1
Max Value	20
Total Responses	65






48. Where do you usually get your food?

Text Response
Walmart
Walmart
SNAP or buy with cash at grocery store
walmart
Meals on Wheels; Grocery Store
supermarket
Super One Foods
supermarket, churches
mom, walmart, super one
super market
PATH, West Erwin
super 1 and walmart
store walmart super one
use food stamps at super 1
super 1 and organizations
PATH or super 1
grocery store sometimes pantry
SAMs or Super one
Andrew's Center (2meals/day mon-thurs) or mother's house but often does not eat there, or brookshires/walmart/super one
Walmart
Salvation Army, Hunger for Love, area churches, Super One when I have money
Food stamps-- human resource
grocery store, food pantry
Grocery store - Wal Mart
church of christ benevolence center, PATH, episcopal church,
mother, dollar store
Super 1 or las Iglesias a pedir (or the churches to ask for it)
Salvation Army, Food Stamps
PATH, Some grocery
Path, churches, Aldridge, and sometimes grocery store
Grocery Store
Grocery
Brookshires or Wal-Mart grocery store
Grocery Store
Wal-Mart, Brookshires
grocery store; meals on wheels
Brookshires, Dollar Store
brookshires
grocery store
grocery store (Wal-Mart)
Walmart and Super 1
walmart, mexican grocery store
Super 1
brookshires, super one, sams
Salvation Army, mission tyler, PATH, trinity, first baptist
food pantry, PATH, family assistance, St Paul
Wal-Mart
Walmart
The Veteran's Home (Pegues)
Grocery Store
SNAP, brooksshires, dollar general, PATH, baptist church in Winona
Walmart and Brookshires

Salvation Army, PATH, grocery store
Grocery store, ETCC shelter
Super 1, PATH, and St. Paul's
walmart
Super 1
Super One or Walmart
Food pantries or Brookshires
walmart
Grocery Store
salvation army, grocery store, hunger for love
Super Market
Brookshires
Brookshires
Food stamps
PATH or super 1

Statistic	Value
Total Responses	67

49. Do you need information on how to cook food for any of these special diets? (Read list and mark all that apply)

#	Answer	Bar	Response	%
1	Diabetes		35	92%
2	Hypertension		17	45%
3	Heart Disease		9	24%
4	HIV/AIDS		0	0%
5	Gluten free		3	8%
6	No, do not need information		3	8%
7	Other		0	0%

**Other**

Statistic	Value
Min Value	1
Max Value	6
Total Responses	38

50. Do you need information on food nutrition?

#	Answer	Bar	Response	%
1	Yes		31	45%
2	No		38	55%
	Total		69	

Statistic	Value
Min Value	1
Max Value	2
Mean	1.55
Variance	0.25
Standard Deviation	0.50
Total Responses	69



















51. Do you need to know how to store food so it will last longer?

#	Answer	Bar	Response	%
1	Yes		24	35%
2	No		45	65%
	Total		69	

Statistic	Value
Min Value	1
Max Value	2
Mean	1.65
Variance	0.23
Standard Deviation	0.48
Total Responses	69





52. Please tell me if you or someone in your household has any of these healthcare needs. (Read list and mark all that apply)

#	Answer	Bar	Response	%
1	Adult diagnosed with disability		24	35%
2	AIDS/HIV risk		0	0%
3	Child diagnosed with disability		4	6%
4	Dental care		34	49%
5	Diabetes		69	100%
6	Eye/vision care		43	62%
7	General Medical care		32	46%
8	Hearing care		14	20%
9	Heart Disease		12	17%
10	Hypertension		30	43%
11	Medical equipment		17	25%
12	Mental Health care		18	26%
13	NONE		33	48%
15	prescription medication (\$ for)		1	1%
16	Prosthesis		16	23%
17	Pulmonary Disease (COPD, Emphysema, Asthma)		0	0%
18	STD's (Sexually transmitted diseases)		5	7%
19	Substance abuse treatment		1	1%
20	Teen pregnancy		25	36%
21	Transportation to appointments		23	33%
22	Other		0	0%
23	sleep problems		0	0%

**Other**

Statistic	Value
Min Value	1
Max Value	21
Total Responses	69

53. Do you have health insurance or other health care coverage?

#	Answer	Bar	Response	%
1	Yes, please specify		41	59%
2	No		28	41%
	Total		69	

Yes, please specify
Co-Pay pays a small percentage of Doctor visits.
Medicare
Medicare and Medicaid
Medicare
Aflac
Medicaid and Medicare
Amerigroup Medicaid
Medicaid Only
Medicare
Medicare
Medicare Advantage
Medicare United Healthcare Plan Care Improvement
TML
Medicare/Medicaid
Medicare
MDCR/MDCD
medicare medicaid, va
Medicare; Medicaid
Medicare; Medicare Supplement
Medicare Supplement
bcbs
Medicaid and Medicare
medicare and bcbs
Medicare/Medicaid/CBA
Medicare and VA
Medicaid
Medicaid and TRicare
Medicaid
Medicaid
Medicaid and medicare
medicare
Medicaid and medicare
blue shield
Medicaid
state
Blue Cross Blue Shield
US Military Services
Medicare and ARP
Medicare and TRicare

Statistic	Value
Min Value	1
Max Value	2
Mean	1.41
Variance	0.24
Standard Deviation	0.49
Total Responses	69







54. Are there others in your household who are uninsured?

#	Answer	Bar	Response	%
2	Yes		11	28%
1	No, others in household have insurance		20	50%
3	No others in my household		9	23%
	Total		40	

Statistic	Value
Min Value	1
Max Value	3
Mean	1.73
Variance	0.67
Standard Deviation	0.82
Total Responses	40

55. Who provides your health insurance?




#	Answer	Bar	Response	%
1	Self		4	10%
2	Employer		4	10%
3	Government		31	76%
4	Other		2	5%
	Total		41	

**Other**

I bought my Medicare and Government pays for my VA Health Spring



Statistic	Value
Min Value	1
Max Value	4
Mean	2.76
Variance	0.49
Standard Deviation	0.70
Total Responses	41

56. Tell me if you have any of these financial needs or problems. (Read list and mark all that apply)

#	Answer	Bar	Response	%
1	Achieving a "living wage" of income (if you achieve a "living wage" it means you don't need help from social services or government programs)		34	50%
2	Health insurance		36	53%
3	Car insurance		21	31%
4	Home/Renter insurance		21	31%
5	Need help collecting child support		2	3%
6	Need TANF (temporary assistance for needy families)		13	19%
7	Budgeting- getting the most from your money & prioritizing		17	25%
8	Bank account		10	15%
9	NONE		25	37%
10	Have bad credit rating		28	41%
11	Have past due bills		18	26%
12	Currently in collections		17	25%



Statistic	Value
Min Value	1
Max Value	12
Total Responses	68

57. Are you a US veteran?

#	Answer	Bar	Response	%
1	Yes		9	13%
2	No		60	87%
	Total		69	

Statistic	Value
Min Value	1
Max Value	2
Mean	1.87
Variance	0.12
Standard Deviation	0.34
Total Responses	69

58. If you are, are you receiving veteran's benefits?

#	Answer	Bar	Response	%
1	Yes		3	33%
2	No		6	67%
	Total		9	

Statistic	Value
Min Value	1
Max Value	2
Mean	1.67
Variance	0.25
Standard Deviation	0.50
Total Responses	9



59. If you are not receiving veteran's benefits, do you need help getting them?

#	Answer	Bar	Response	%
1	Yes		5	83%
2	No		1	17%
	Total		6	

Statistic	Value
Min Value	1
Max Value	2
Mean	1.17
Variance	0.17
Standard Deviation	0.41
Total Responses	6



60. If you are a veteran or dependent, do you need assistance with any of the following? (Read list and mark all that apply)

#	Answer	Bar	Response	%
1	Burial and Memorial		1	13%
2	Connecting to Veteran Organization		3	38%
3	Disability		2	25%
4	Education and Training		2	25%
5	Employment		1	13%
6	Health Care		3	38%
7	Healthcare for family members		1	13%
8	Housing		1	13%
9	Life Insurance		2	25%
10	Medals and records		1	13%
11	Medical benefits		3	38%
12	Mental Health Care		2	25%
13	Pension		0	0%
14	Reserve and Guard		0	0%
15	Special and Limited Benefits		0	0%
16	Transition Assistance		0	0%
17	Transportation		0	0%
18	VA claim Appeals		3	38%
19	Women Veteran Health Services		0	0%
20	Other		0	0%
21	None		3	38%

**Other**















Statistic	Value
Min Value	1
Max Value	21
Total Responses	8

61. Do you have any legal needs?

#	Answer	Bar	Response	%
1	Yes		12	18%
2	No		56	82%
	Total		68	

Statistic	Value
Min Value	1
Max Value	2
Mean	1.82
Variance	0.15
Standard Deviation	0.38
Total Responses	68

62. If yes, what kind of legal needs?

#	Answer	Bar	Response	%
1	Children's schooling		0	0%
2	Civil Rights/Liberties		1	8%
3	Community/Regional		0	0%
4	Discrimination related to Americans with Disabilities Act		1	8%
5	Family/Domestic		3	25%
6	Health Related		1	8%
7	Housing/Property		2	17%
8	Immigration		1	8%
9	Personal Economic/Injury		1	8%
10	Personal Finance/Consumer		2	17%
11	Public Benefits		3	25%
12	Small Business/ Farm		1	8%
13	Veteran		1	8%
14	Wills, Estates, Advanced Directives		2	17%
15	Work Related		1	8%
16	Other		2	17%

**Other**

High surcharges for traffic fines-need a lawyer  
divorce

Statistic	Value
Min Value	2
Max Value	16
Total Responses	12

63. What have we not asked you about that you feel is important?

Text Response	
There is nothing.	
Resources for children's clothes.	
nothing	
No	
nothing	
nothing	
nothing	
nothing	
I know there is help out there, but I don't know how to go about getting it.	
I think you've covered most everything.	
Needs assistance with glasses and transportation needs. You did ask about transportation but it is a real problem for me.	
That's all.	
cant think of anything right offhand	
No	
Place to live, place to receive mail and phone and transportation.	
I think you covered it all.	
Oversight to help people in medium to low-medium income levels. // Labor standards regulation and legislation needs also exist.	
I don't know.	
HUD Housing / More advertisement on low-income housing and more affordable housing options	
N/A	
Nothing Really	
neighbor has mental problems, need nursing home care	
I cant thing of anything	
I don't know.	
Nothing, you covered everything	
Nothing really everything was covered	
Well you've covered a myriad of subjects, I can't think of anything.	
Most important thing is to help me get to Phoenix so I can achieve my goals.	
Nothing	
Nothing really. Everything's on there.	
It's good you covered it all	
Support groups and how they help with things like getting out of the house when I can't do it alone.	
pretty well covered	
Nothing	
you covered the bases	
More specific about medical care.	
No ya'll are pretty good	
You covered a lot and I cant thing of anything else	
Statistic	Value
Total Responses	38

64. What need do you have that we have not asked you about?

Text Response
There is no need.
Resources for children's clothes.
nothing
informacion para saber como revalidar mis estudios aqui en EE UU
No
nothing
Help people with diabetes, especially with getting food to fit their diet. Need more money on food stamps to be able to buy food for this diet.
nothing
Need help paying for insulin for diabetes.
none
none
None
Nothing that I can think of.
You said it all.
can't think of any needs that haven't been asked about
No
Need help finding job for someone who is able and well, but was injured in the past. Also need shelters where you do not have to provide an ID to be accepted.
None
General money issues.
Nothing that I can think of.
Social Groups
N/A
N/A
caregiver support-respite care, rural area transportation to attend health fairs (go bus)
Help with neighbor. House is a mess.
Nothing that I can think of
A housing need cause I don't wanna live with my momma forever.
You have asked everything
Nothing
I need legal assistance very, very badly. I don't have the money to support the hourly cost an attorney would require.
(Shook head no)
Need to pass out more commodities.
Nothing
Nothing.
You covered all my needs
Help getting gifts for my grand kids on Christmas and help with getting other basic things. I used to have a caseworker that helped with that but she got cancer and had to stop working.
spiritual needs
Nothing
you covered all
Nothing
Cant think of any
None

Statistic	Value
Total Responses	42

65. Interviewer: Please record below any information you think might be useful about this particular interview or participant. If applicable, indicate anything unusual or any break from protocol that may have occurred.

Text Response
None
basically survey went well
none
none
participant seemed more eager to tell about needs than other participants.
Client's husband assisted her in answering the questions
Extremely cooperative, friend
this man is in a vicious cycle of no car///no work///no money///no place to live///no way to pay for food
anxious, uncomfortable, tired-looking
newly laid off very kind
very kind, very much in need
N/A
none
N/A
N/A
Nothing
Nothing
Individual was hard of hearing
Participant wanted to discuss his life and experiences before beginning survey (took about 15 min)
Spent an hour together because he liked to elaborate on all responses.
Nothing
None
Client schizophrenic and tangential-- had to redirect back to topic numerous times
very nice man...very well-spoken and determined to make something of himself and pull himself up by the grace of God and his bootstraps
Nothing
Nothing
Nothing

Statistic	Value
Total Responses	27