


HOW TO JOIN 903HELP, LOG IN AND MANAGE YOUR LISTINGS

Go to <http://www.ethnn.org/903help-partners.html>


Click on [Partner Form and Memorandum of Understanding](#)

Complete form and submit



East Texas
Human Needs Network

Home About Us Collective Action Bridges Community 903HELP Calendar
Donate Now

903HELP.ORG powered by  **PARTNERS**

WELCOME - We're excited that you are considering becoming a 903HELP Partner.
Learn much more and complete the *Partner Form and Memorandum of Understanding* below.

3 Steps to a 903HELP Partnership

- Submit the [Partner Form and Memorandum of Understanding](#)
- Request access to www.903Help.org - Visit the page and click the red [Join 903Help] button to establish a login and password.

Once we have both, the Partner Form and the Request for Access from 903HELP, we will review, contact you if we have any questions, and if eligible will provide access.

- [Log In and Manage your Listings](#). Once you receive your approval email from "SimonSolutions" enter agency and program information and ensure it is always up to day.

Information

1. Check it out www.903Help.org
2. [903Help Introduction](#)
3. [Inclusion Exclusion Policy](#)
4. [Directory Sections and Sub-sections](#)

- Visit www.903HELP.org
- Click [Join 903 Help]

The screenshot shows the homepage of 903HELP.ORG. At the top left is the logo for 903HELP.ORG, which includes a map of Texas and the text "powered by SIMON SOLUTIONS". To the right of the logo is a navigation bar with two buttons: "Join 903 Help" (highlighted with a red circle) and "Agency Login". Below the navigation bar is a large grey box with the text "3 WAYS TO FIND HELP". Underneath this is a section titled "1. Search Box" containing a search input field with the placeholder text "Type your need here (e.g. food, counseling, medical)" and a "Search" button. Below the search box is a "Multilingual Notice" stating: "At this time this search box will search words in English. Use the sections below to find assistance in your language". The next section is titled "2. Sections" and includes a link to "Choose a different county". Below this are five blue buttons representing different service categories: "Abuse & Neglect", "Addiction", "Community Events", "Crisis Hotlines & Helplines", and "Disabilities". The footer contains logos for "SIMON SOLUTIONS", "East Texas Human Needs Network", "SPONSORED BY UnitedHealthcare Community Plan", an "Email Us" button, and a "Select Language" dropdown menu.

- Fill out the List your services form. Remember your email, username and password
- Click [Request Access]

The image shows a screenshot of the 903HELP.ORG website. A modal window titled "List your services" is open in the center. The modal contains the following text and form fields:

List your services [Close]

To protect against spam and improper use of the directory, all agencies must be approved before they can post the services they offer in the area.

Simply fill out the short form below and request access. Your request will be reviewed and approved or denied quickly.

First Name

Last Name

Organization

E-Mail Address

Phone Number

Username (e.g. helpinghands)

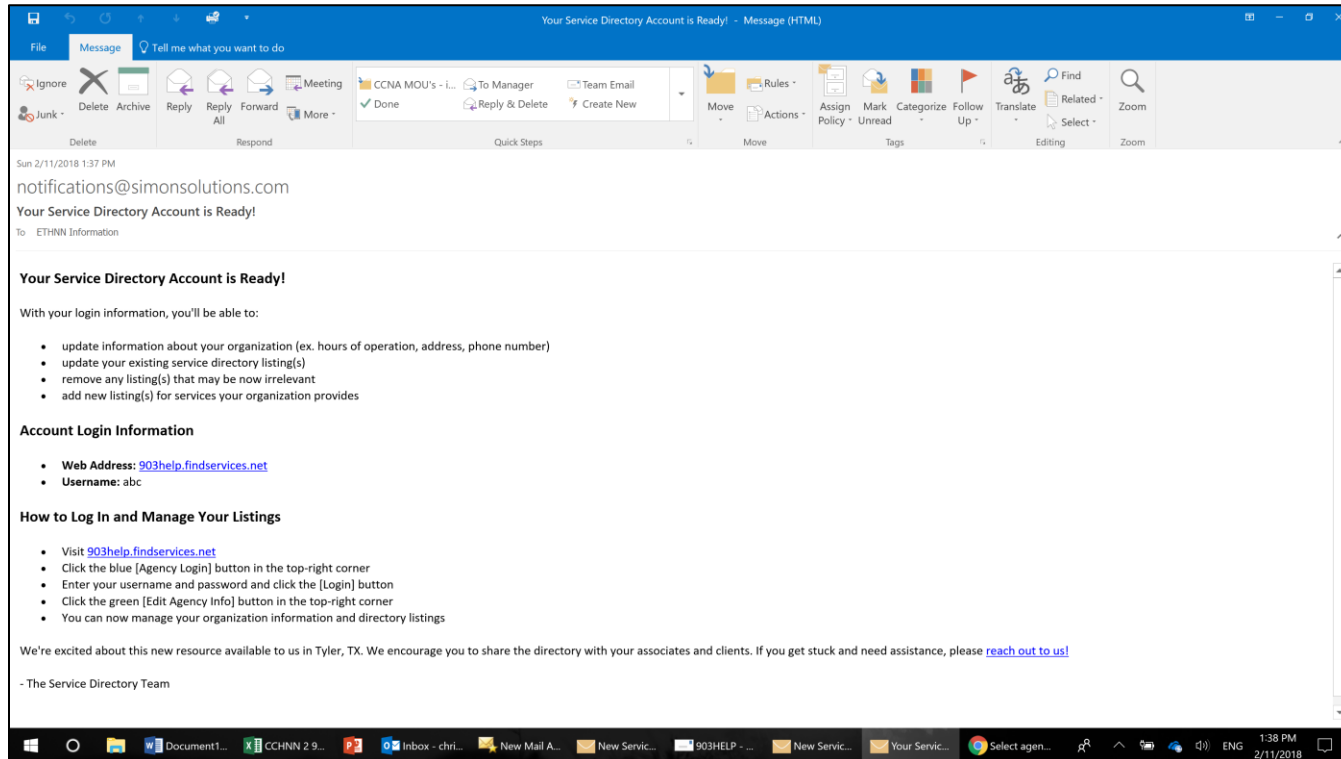
Password

Confirm Password

Request Access Cancel

The background of the website is dimmed. Visible elements include the 903HELP.ORG logo, a search box with the text "Type your need here (e.g. food, counseling...)", a "Join 903 Help" button, an "Agency Login" button, and a grid of service categories such as "Abuse & Neglect", "Addiction", "Education", "Employment Assistance", "Crisis Hotlines & Disciplines", "Disabilities", "Health & Wellness", and "Home & Family".

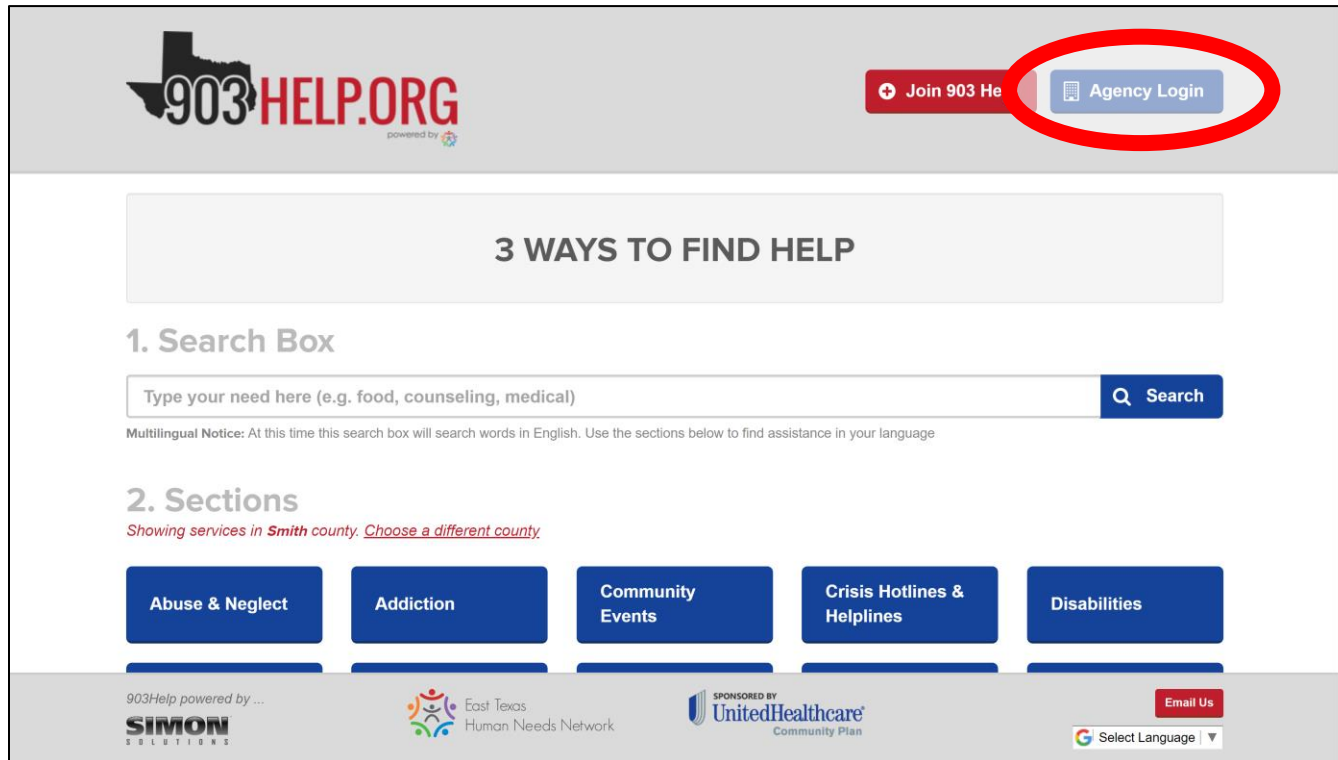
- Wait and be on the lookout for an email message like the one below.
- It might take up to 24 hours.
- Search your SPAM and CLUTTER folders. If you don't receive it, send a message to info@ethnn.org.



Follow email instructions

How to Log In and Manage Your Listings

- Visit 903help.findservices.net
- Click the blue [Agency Login] button in the top-right corner
- Enter your username and password and click the [Login] button
- Click the green [Edit Agency Info] button in the top-right corner
- You can now manage your organization information and directory listings



The screenshot displays the homepage of 903HELP.ORG. The header features the logo on the left and navigation buttons on the right. The 'Agency Login' button is highlighted with a red circle. Below the header, a section titled '3 WAYS TO FIND HELP' includes a search box and a list of service categories.

903HELP.ORG
powered by

Join 903 He Agency Login

3 WAYS TO FIND HELP

1. Search Box

Type your need here (e.g. food, counseling, medical)

Multilingual Notice: At this time this search box will search words in English. Use the sections below to find assistance in your language

2. Sections

Showing services in **Smith** county. [Choose a different county.](#)


Abuse & Neglect Addiction Community Events Crisis Hotlines & Helplines Disabilities

903Help powered by ... **SIMON SOLUTIONS** East Texas Human Needs Network SPONSORED BY **UnitedHealthcare** Community Plan Email Us Select Language

How to Log In and Manage Your Listings

- Visit 903help.findservices.net
- Click the blue [Agency Login] button in the top-right corner
- **Enter your username and password and click the [Login] button**
- Click the green [Edit Agency Info] button in the top-right corner
- You can now manage your organization information and directory listings

If you are a CharityTracker agency, you need to log into CharityTracker to manage your service listings. If you are having problems, please [send us a support email](#) and we'll be glad to assist you.

 Community Service
Directory Login

Keep me logged in [Forgot Password?](#)

How to Log In and Manage Your Listings

- Visit 903help.findservices.net
- Click the blue [Agency Login] button in the top-right corner
- Enter your username and password and click the [Login] button
- **Click the green [Edit Agency Info] button in the top-right corner**
- You can now manage your organization information and directory listings

903HELP.ORG powered by

Edit Agency Info Log out

3 WAYS TO FIND HELP

1. Search Box

Type your need here (e.g. food, counseling, medical) Search

Multilingual Notice: At this time this search box will search words in English. Use the sections below to find assistance in your language

2. Sections

Showing services in **Smith** county. [Choose a different county.](#)

Abuse & Neglect Addiction Community Events Crisis Hotlines & Helplines Disabilities

Education Employment Assistance Food Health & Wellness Home & Family

903Help powered by ... SIMON SOLUTIONS

East Texas Human Needs Network

SPONSORED BY UnitedHealthcare Community Plan

Email Us

Select Language

How to Log In and Manage Your Listings

- Click the blue [Edit] button to edit your agency information

The screenshot displays the user interface for 903HELP.ORG. At the top left is the logo for 903HELP.ORG, which includes a map of Texas and the text "powered by SIMON". At the top right is a red "Log out" button. The main content area is divided into two sections: "My Agency Information" and "My Service Listings".

My Agency Information: This section shows details for an agency named "abc organization". The information includes:

- Full address not provided
- Phone number: 903-123-4567
- Email: info@ethnn.org
- No website provided

At the end of this section, there are two buttons: a blue "Edit" button with a pencil icon and a yellow "Change Password" button with a lock icon. The "Edit" button is circled in red.

My Service Listings: This section features a large green plus sign inside a dashed box, with the text "Add New Service" below it.

Footer: The footer contains several logos and links:

- 903Help powered by... SIMON
- East Texas Human Needs Network
- SPONSORED BY UnitedHealthcare Community Plan
- Email Us
- Select Language

Edit Agency Information

- Name:
- Email:
- **Agency Type: Nonprofit, Government, Business, Congregation**
- Phone:
- Address:
- Website:
- **Counties Served: Click on one or both counties listed**
- Hours of Operation:
- Click the green [Save Changes] button

Edit Agency Info [X]

abc organization info@ethnn.org

Agency Type 903-123-4567

Address Fax Number

City State Website

Zip Code

Counties served:

Cherokee
Smith

Hold down the Ctrl (Windows) / Command (Mac) button to select multiple counties.

Hours of Operation

[+ Add More Hours](#)

Save Changes **Cancel**

903 HEL... Log out

My Agency Info abc organization Change Password


My Service List

903help powered by SIMON

UnitedHealthcare

Select Language

- Click the [Add New Service] link



My Agency Information

abc organization

Full address not provided


903-123-4567

info@ethn.org

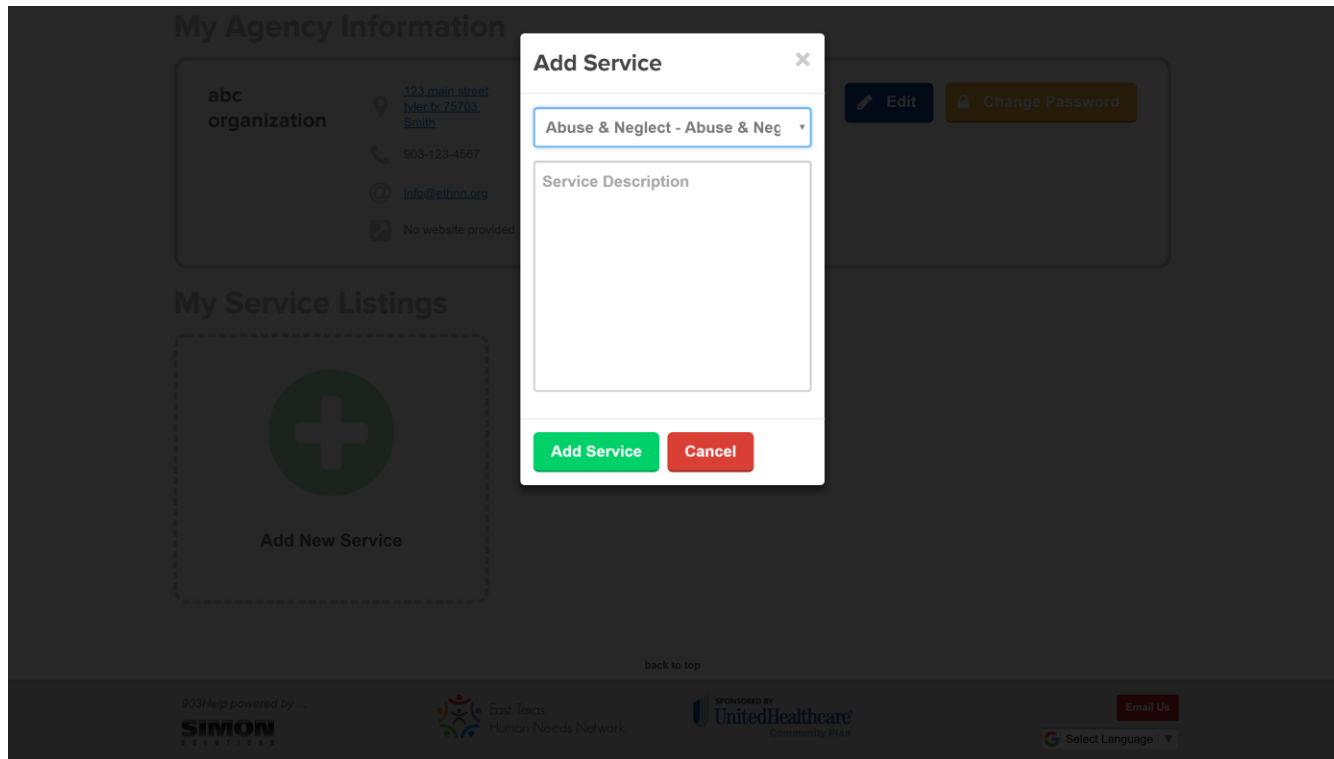
No website provided

[Edit](#) [Change Password](#)

My Service Listings



- Select a Service from the pull-down menu
- Add a Service Description: **Please describe the service the way you would to a potential client. Please add words that a potential client would use to search for your help.**
- Click the green [Add Service] button



- Click the red [Log Out] button

The screenshot displays the user interface for 903HELP.ORG. At the top left is the logo for 903HELP.ORG, which includes a map of Texas. At the top right, a red oval highlights a "Log out" button. Below the header is a section titled "My Agency Information" containing details for "abc organization", including address, phone number, email, and hours. To the right of this information are "Edit" and "Change Password" buttons. Below this is a "My Service Listings" section with a "Parenting" service card and an "Add New Service" button. The footer contains logos for SIMON, East Texas Human Needs Network, UnitedHealthcare, and an "Email Us" button, along with a language selection dropdown.

- Go back to 903HELP.org and search for your services to ensure everything looks the way you want.
- **Trouble?**
- **Call: 903-216-3211 or email: info@ethnn.org**